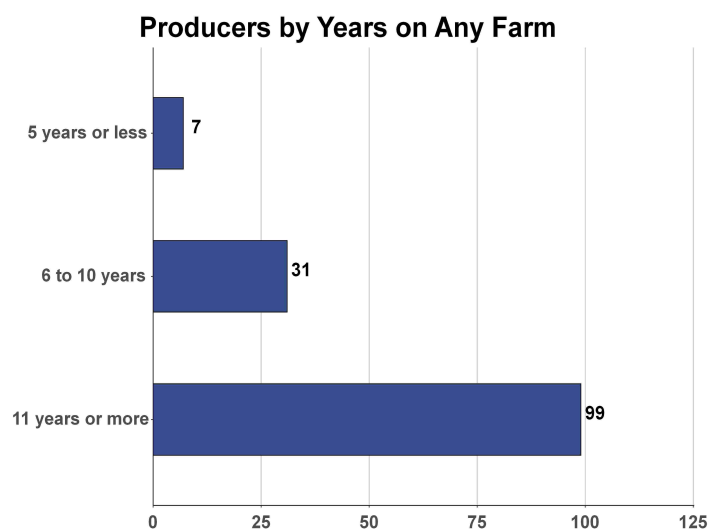
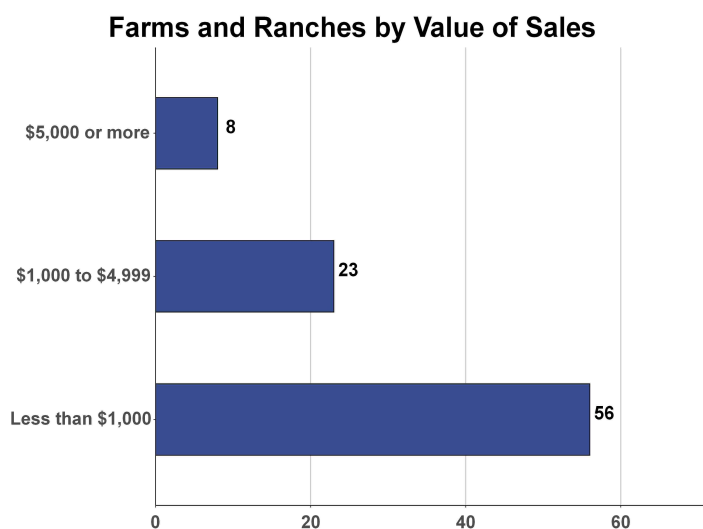
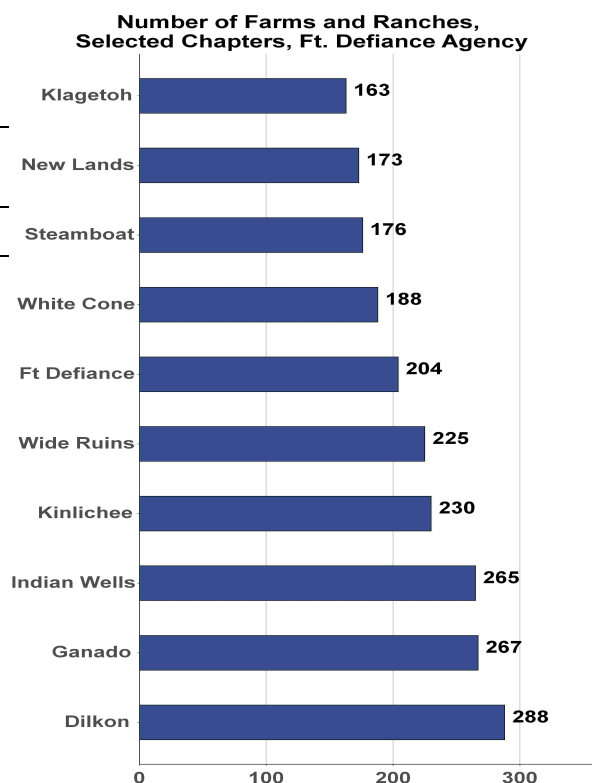


Teesto Chapter

Total and Per Farm Overview

	2022	% of Ft. Defiance Agency
Number of Farms and Ranches	87	2.4
Total	(\$)	
Market value of products sold	142,000	2.2
Crop sales	-	-
Livestock sales	142,000	2.8
Farm production expenses	900,000	2.6
Per farm average	(\$)	
Market value of product sold	1,634	
Shares of Sales by Type	(%)	
Crop sales	-	
Livestock sales	100.0	



Teesto Chapter

Livestock and Crop Totals

	Farms	Inventory	% of Ft. Defiance Agency
Livestock			
Cattle and calves	34	323	2.1
Beef cows	34	267	2.6
Sheep and lambs	71	1,397	2.8
Horses and ponies	60	247	3.1
Goats	9	38	(Z)

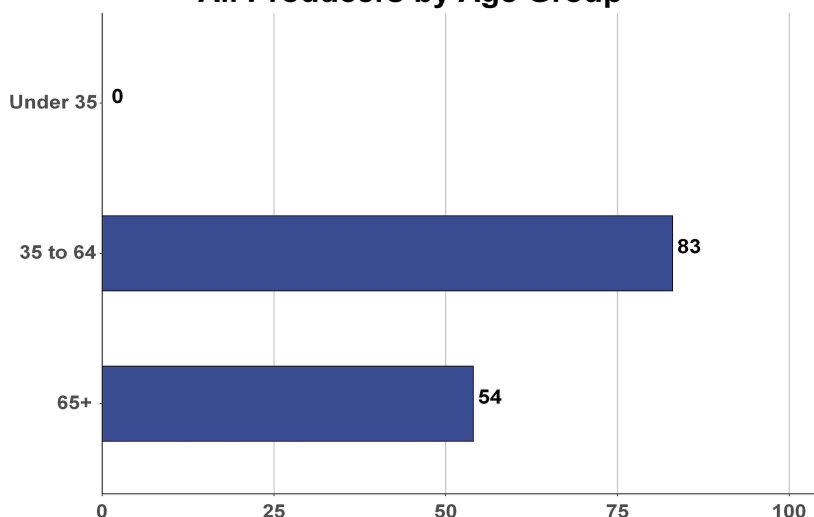
	Farms	Acres	% of Ft. Defiance Agency
Crops			
Corn, traditional	-	-	-
Hay and haylage	-	-	-
Vegetables	-	-	-
Cantaloupes	-	-	-
Honeydew melons	-	-	-
Squash, all	-	-	-
Watermelons	-	-	-

Total Producers^a 137
Average age (years) 62.4

Sex
Female 69
Male 68

Other characteristics
With military service 5
New and beginning farmers 38
Young Producers -

All Producers by Age Group



See [2022 Census of Agriculture](#), U.S. Summary and State Data, for complete footnotes, explanations, definitions, commodity descriptions, and methodology. ^a Data collected for a maximum of four producers per farm. (D) Withheld to avoid disclosing data for individual operations. (NA) Not available. (Z) Less than one unit shown. (-) Represents zero.