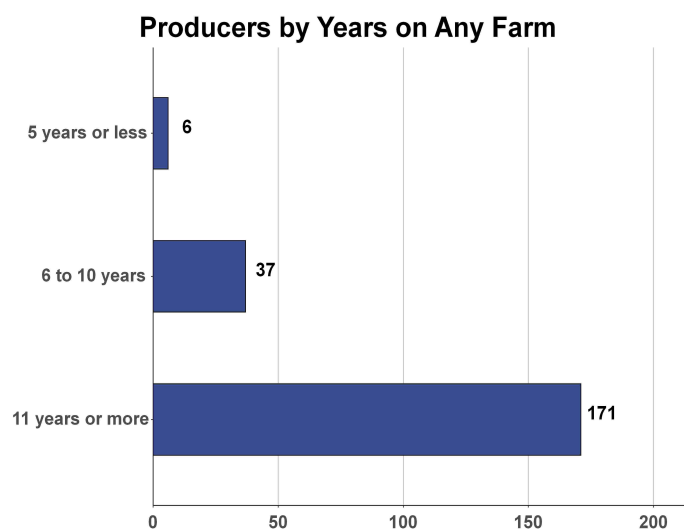
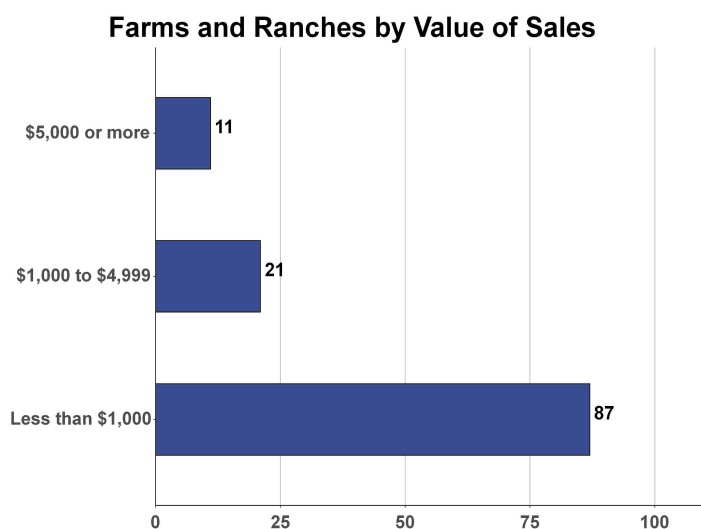
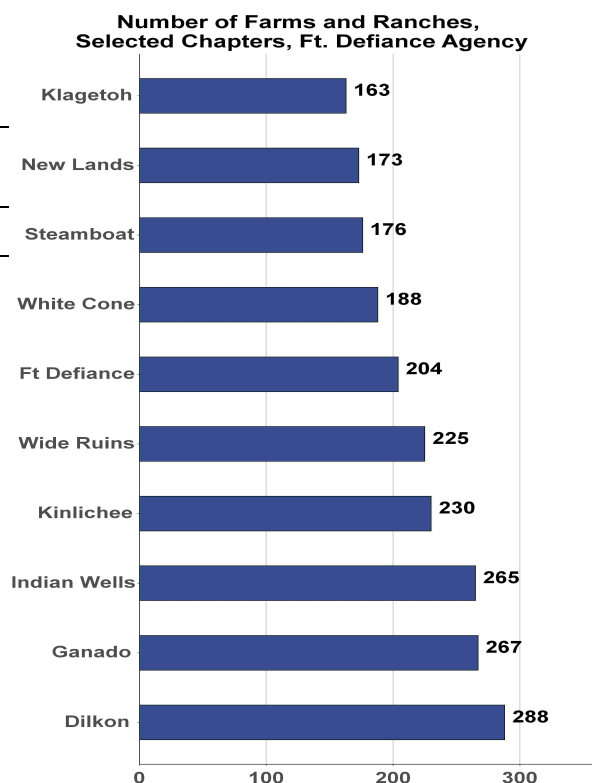


St. Michaels Chapter

Total and Per Farm Overview

	2022	% of Ft. Defiance Agency
Number of Farms and Ranches	119	3.2
Total	(\$)	
Market value of products sold	332,000	5.2
Crop sales	202,000	14.7
Livestock sales	131,000	2.6
Farm production expenses	1,648,000	4.7
Per farm average	(\$)	
Market value of product sold	2,793	
Shares of Sales by Type	(%)	
Crop sales	60.6	
Livestock sales	39.4	



St. Michaels Chapter

Livestock and Crop Totals

	Farms	Inventory	% of Ft. Defiance Agency
Livestock			
Cattle and calves	45	546	3.6
Beef cows	33	269	2.7
Sheep and lambs	80	1,352	2.7
Horses and ponies	56	192	2.4
Goats	16	239	2.9

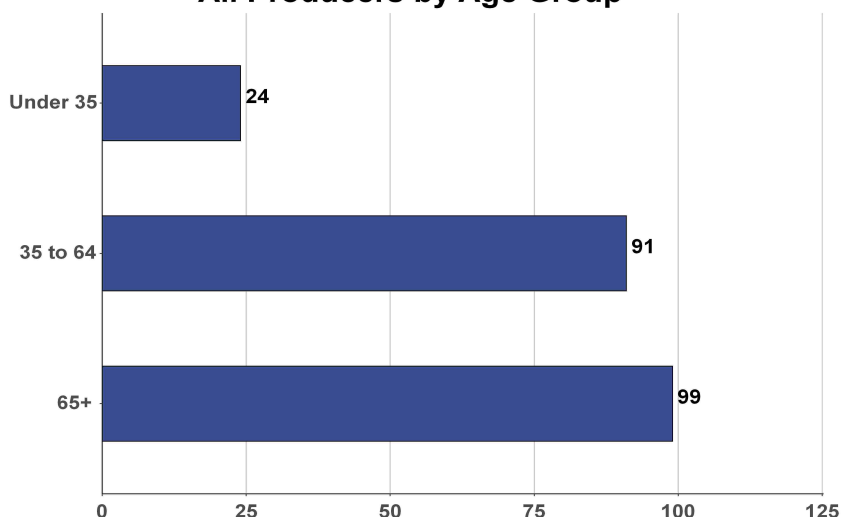
	Farms	Acres	% of Ft. Defiance Agency
Crops			
Corn, traditional	8	8	1.5
Hay and haylage	-	-	-
Vegetables	5	33	12.5
Cantaloupes	-	-	-
Honeydew melons	-	-	-
Squash, all	5	32	24.8
Watermelons	-	-	-

Total Producers^a 214
Average age (years) 61.1

Sex
Female 110
Male 104

Other characteristics
With military service 22
New and beginning farmers 43
Young Producers 24

All Producers by Age Group



See [2022 Census of Agriculture](#), U.S. Summary and State Data, for complete footnotes, explanations, definitions, commodity descriptions, and methodology. ^a Data collected for a maximum of four producers per farm. (D) Withheld to avoid disclosing data for individual operations. (NA) Not available. (Z) Less than one unit shown. (-) Represents zero.