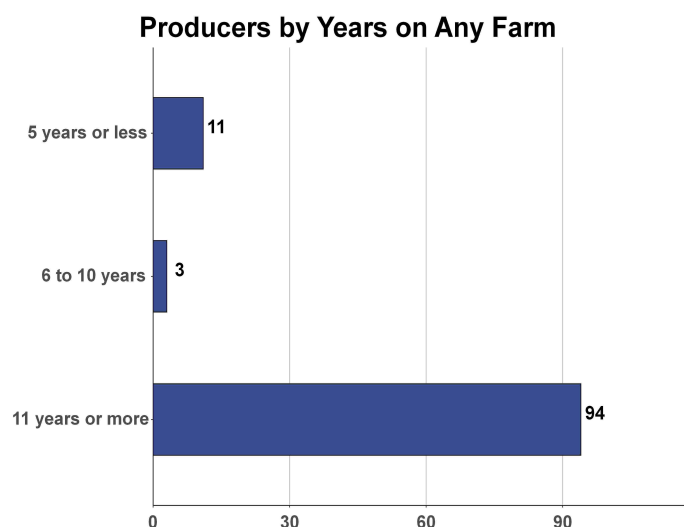
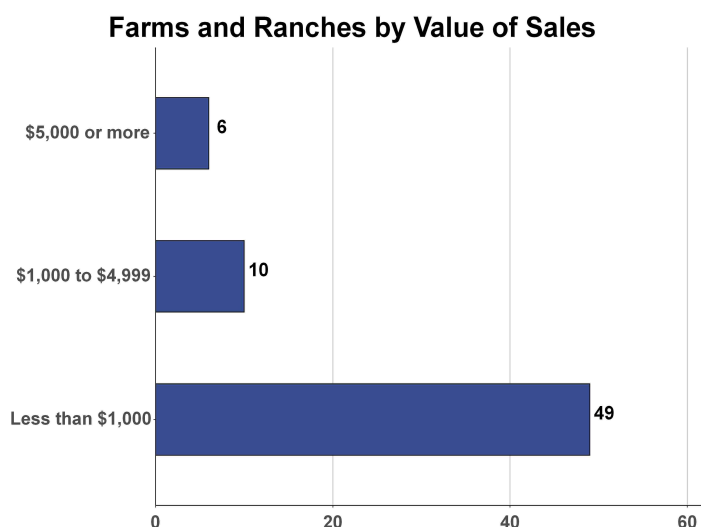
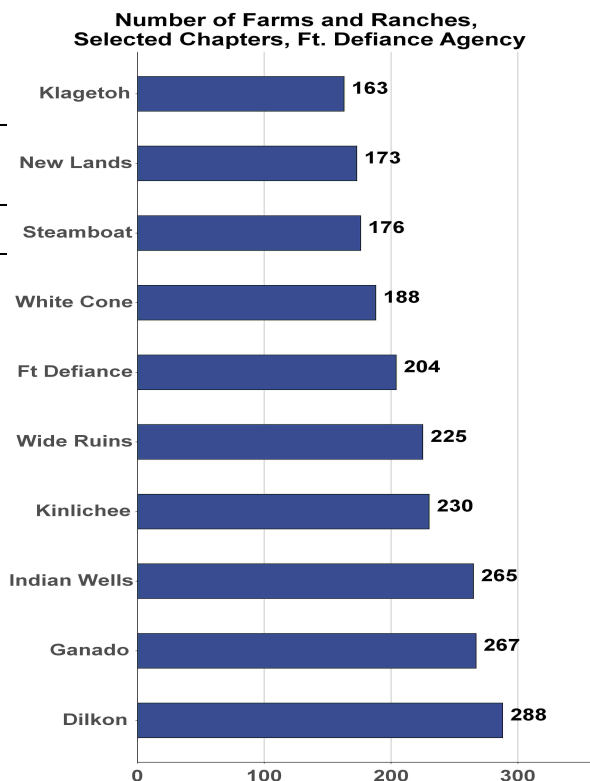


Sawmill Chapter

Total and Per Farm Overview

	2022	% of Ft. Defiance Agency
Number of Farms and Ranches	65	1.8
Total	(\$)	
Market value of products sold	64,000	1.0
Crop sales	33,000	2.4
Livestock sales	31,000	(Z)
Farm production expenses	406,000	1.2
Per farm average	(\$)	
Market value of product sold	989	
Shares of Sales by Type	(%)	
Crop sales	51.1	
Livestock sales	48.9	



Sawmill Chapter

Livestock and Crop Totals

	Farms	Inventory	% of Ft. Defiance Agency
Livestock			
Cattle and calves	19	183	1.2
Beef cows	19	137	1.4
Sheep and lambs	34	448	(Z)
Horses and ponies	38	103	1.3
Goats	10	444	5.4

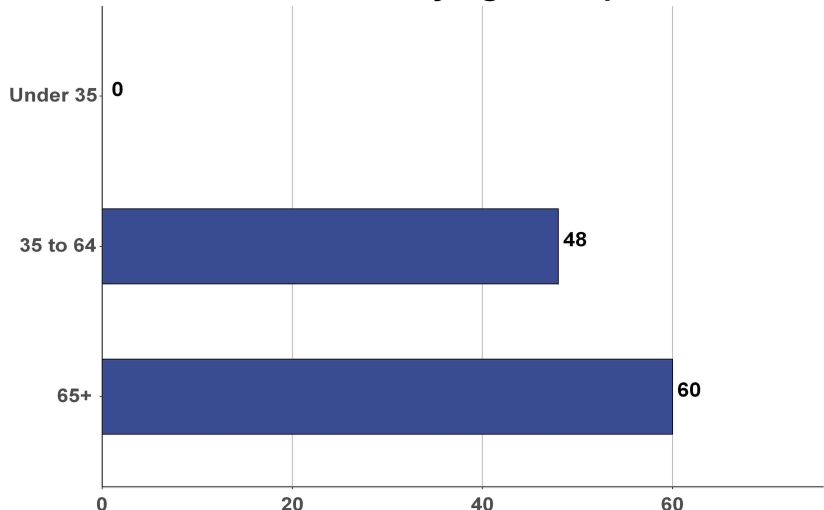
	Farms	Acres	% of Ft. Defiance Agency
Crops			
Corn, traditional	8	6	1.1
Hay and haylage	6	24	7.5
Vegetables	8	41	15.6
Cantaloupes	-	-	-
Honeydew melons	-	-	-
Squash, all	8	11	8.5
Watermelons	-	-	-

Total Producers^a 108
Average age (years) 65.7

Sex
Female 66
Male 42

Other characteristics
With military service 4
New and beginning farmers 14
Young Producers -

All Producers by Age Group



See [2022 Census of Agriculture](#), U.S. Summary and State Data, for complete footnotes, explanations, definitions, commodity descriptions, and methodology. ^a Data collected for a maximum of four producers per farm. (D) Withheld to avoid disclosing data for individual operations. (NA) Not available. (Z) Less than one unit shown. (-) Represents zero.