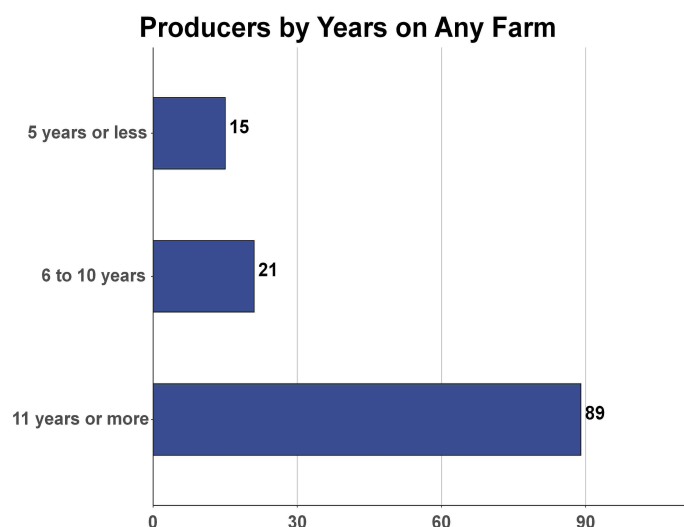
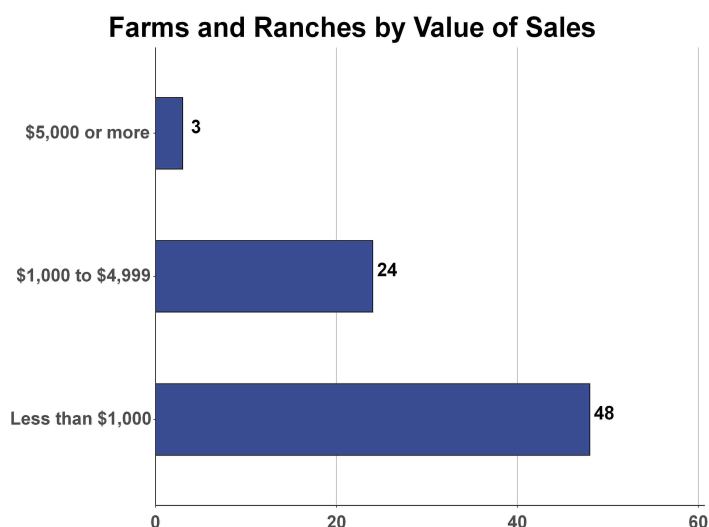
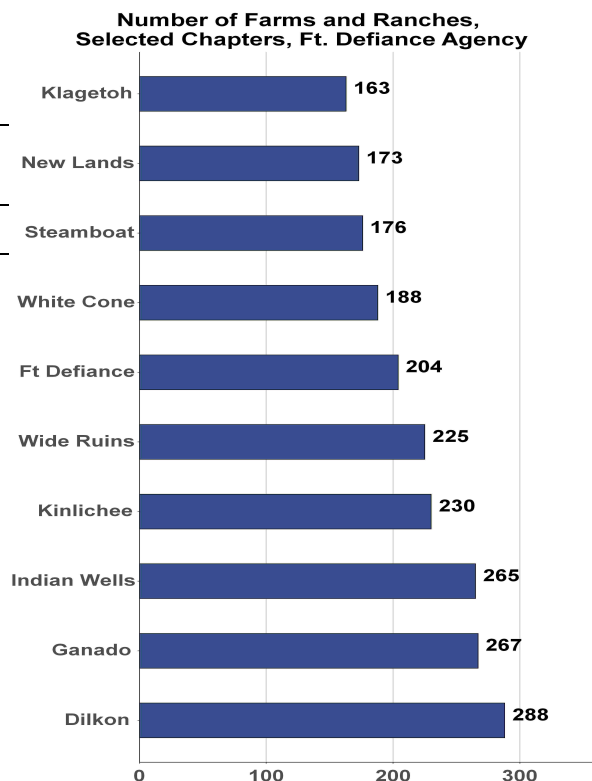


Oak Springs Chapter

Total and Per Farm Overview

	2022	% of Ft. Defiance Agency
Number of Farms and Ranches	75	2.0
Total	(\$)	
Market value of products sold	155,000	2.4
Crop sales	3,000	(Z)
Livestock sales	152,000	3.0
Farm production expenses	770,000	2.2
Per farm average	(\$)	
Market value of product sold	2,073	
Shares of Sales by Type	(%)	
Crop sales	2.2	
Livestock sales	97.8	



Oak Springs Chapter

Livestock and Crop Totals

Livestock	Farms	Inventory	% of
			Ft. Defiance Agency
Cattle and calves	30	369	2.4
Beef cows	30	244	2.4
Sheep and lambs	37	675	1.3
Horses and ponies	45	138	1.7
Goats	-	-	-

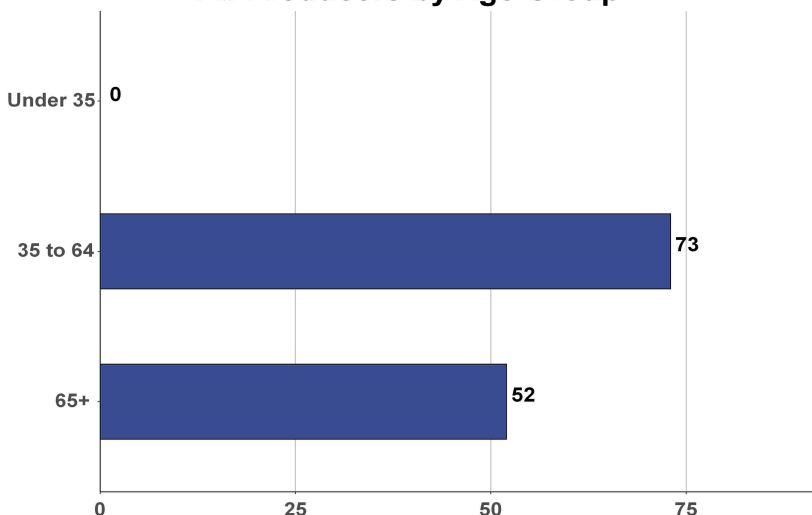
Crops	Farms	Acres	% of
			Ft. Defiance Agency
Corn, traditional	10	9	1.7
Hay and haylage	-	-	-
Vegetables	1	(D)	(D)
Cantaloupes	-	-	-
Honeydew melons	-	-	-
Squash, all	1	(D)	(D)
Watermelons	1	(D)	(D)

Total Producers^a 125
Average age (years) 63.2

Sex
Female 61
Male 64

Other characteristics
With military service 15
New and beginning farmers 36
Young Producers -

All Producers by Age Group



See [2022 Census of Agriculture](#), U.S. Summary and State Data, for complete footnotes, explanations, definitions, commodity descriptions, and methodology. ^a Data collected for a maximum of four producers per farm. (D) Withheld to avoid disclosing data for individual operations. (NA) Not available. (Z) Less than one unit shown. (-) Represents zero.