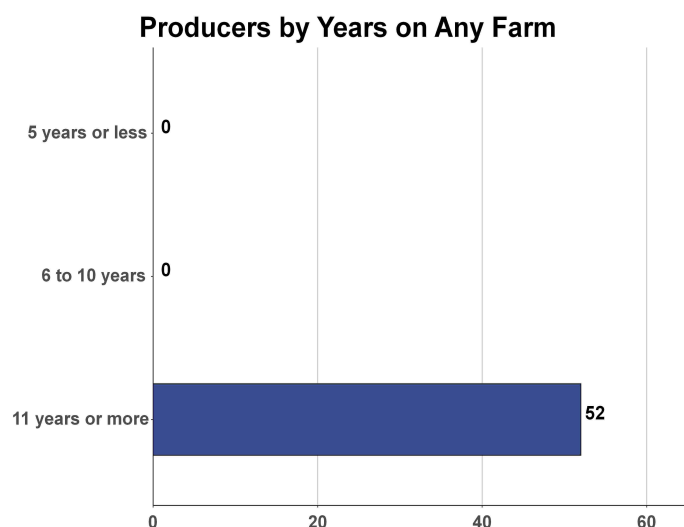
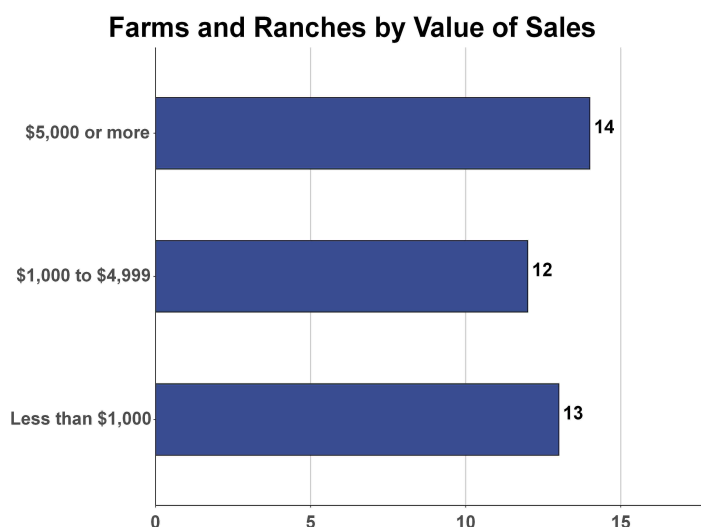
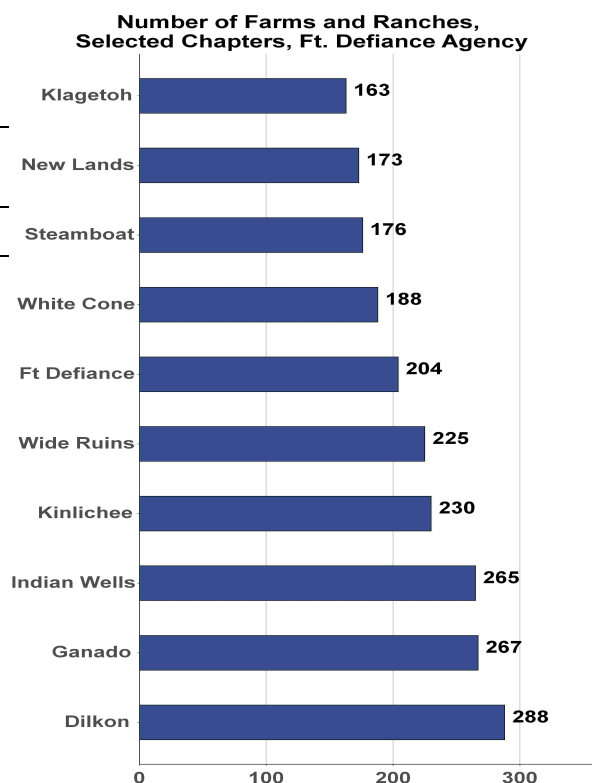


Jeddito Chapter

Total and Per Farm Overview

	2022	% of Ft. Defiance Agency
Number of Farms and Ranches	39	1.1
Total	(\$)	
Market value of products sold	246,000	3.8
Crop sales	150,000	10.9
Livestock sales	96,000	1.9
Farm production expenses	650,000	1.8
Per farm average	(\$)	
Market value of product sold	6,307	
Shares of Sales by Type	(%)	
Crop sales	61.0	
Livestock sales	39.0	



Jeddito Chapter

Livestock and Crop Totals

	Farms	Inventory	% of Ft. Defiance Agency
Livestock			
Cattle and calves	16	172	1.1
Beef cows	16	143	1.4
Sheep and lambs	19	388	(Z)
Horses and ponies	29	195	2.4
Goats	5	41	(Z)

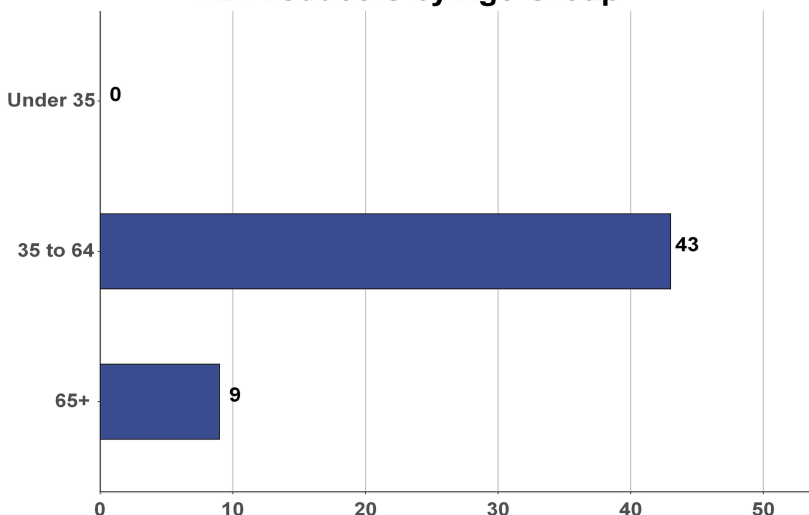
	Farms	Acres	% of Ft. Defiance Agency
Crops			
Corn, traditional	16	71	13.4
Hay and haylage	-	-	-
Vegetables	8	17	6.5
Cantaloupes	3	6	21.4
Honeydew melons	-	-	-
Squash, all	5	6	4.7
Watermelons	5	2	5.0

Total Producers^a 52
Average age (years) 61.7

Sex
Female 16
Male 36

Other characteristics
With military service 3
New and beginning farmers -
Young Producers -

All Producers by Age Group



See [2022 Census of Agriculture](#), U.S. Summary and State Data, for complete footnotes, explanations, definitions, commodity descriptions, and methodology. ^a Data collected for a maximum of four producers per farm. (D) Withheld to avoid disclosing data for individual operations. (NA) Not available. (Z) Less than one unit shown. (-) Represents zero.