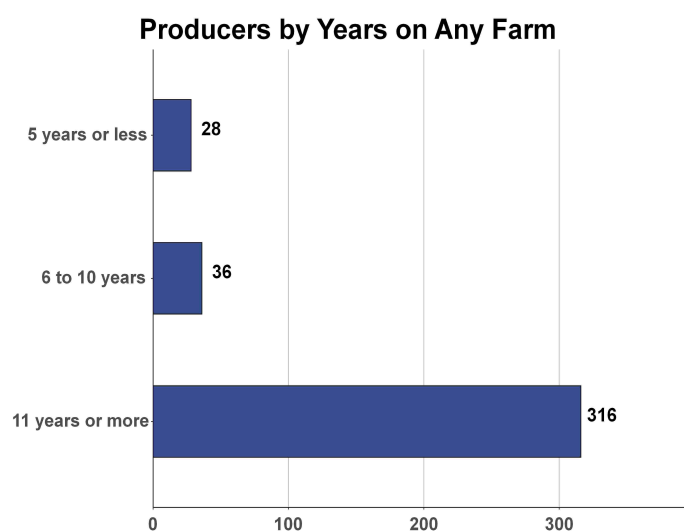
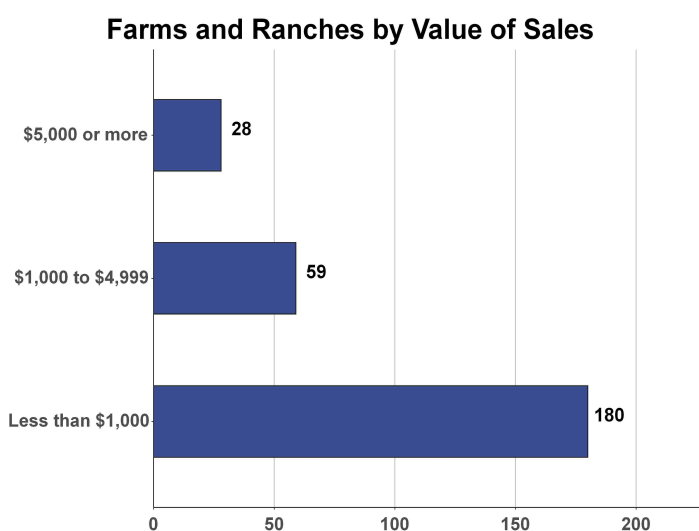
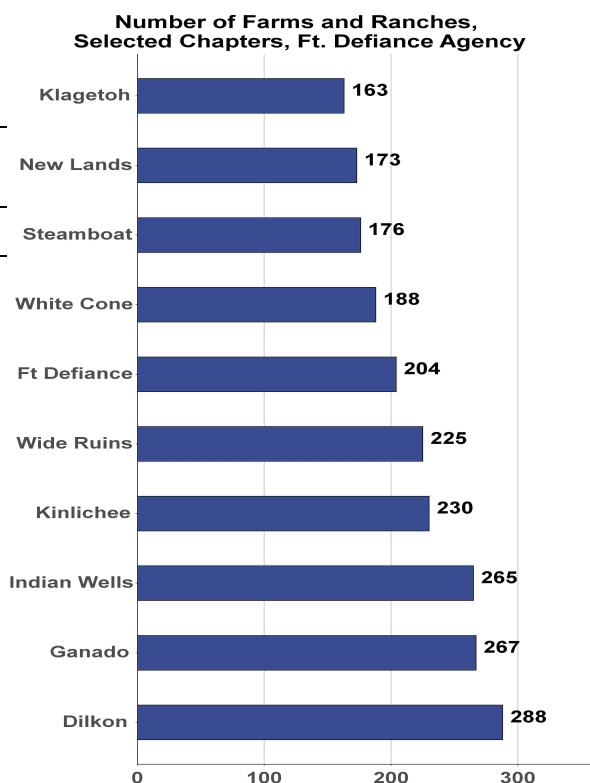


Ganado Chapter

Total and Per Farm Overview

	2022	% of Ft. Defiance Agency
Number of Farms and Ranches	267	7.2
Total	(\$)	
Market value of products sold	492,000	7.7
Crop sales	160,000	11.6
Livestock sales	332,000	6.6
Farm production expenses	2,683,000	7.6
Per farm average	(\$)	
Market value of product sold	1,842	
Shares of Sales by Type	(%)	
Crop sales	32.5	
Livestock sales	67.5	



Ganado Chapter

Livestock and Crop Totals

	Farms	Inventory	% of Ft. Defiance Agency
Livestock			
Cattle and calves	81	850	5.5
Beef cows	69	487	4.8
Sheep and lambs	179	3,203	6.4
Horses and ponies	159	580	7.2
Goats	35	138	1.7

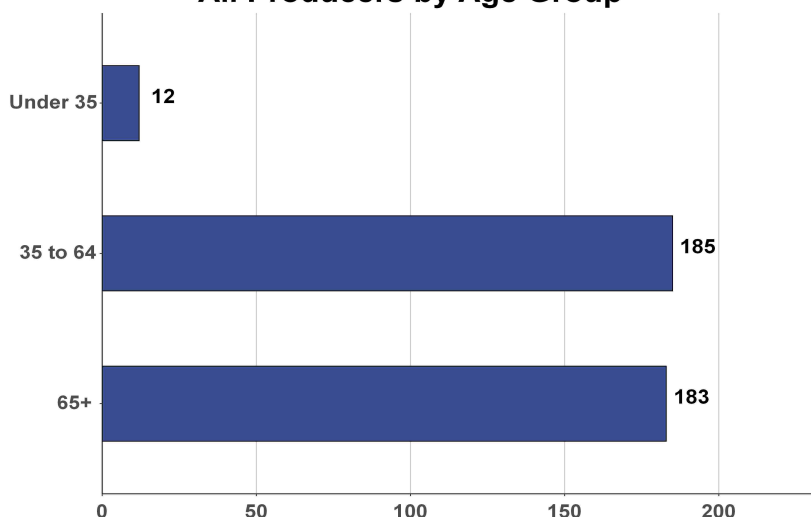
	Farms	Acres	% of Ft. Defiance Agency
Crops			
Corn, traditional	56	56	10.6
Hay and haylage	16	69	21.5
Vegetables	38	28	10.6
Cantaloupes	7	1	3.6
Honeydew melons	-	-	-
Squash, all	33	14	10.9
Watermelons	22	6	15.0

Total Producers^a 380
Average age (years) 64.4

Sex
Female 218
Male 162

Other characteristics
With military service 37
New and beginning farmers 64
Young Producers 12

All Producers by Age Group



See [2022 Census of Agriculture](#), U.S. Summary and State Data, for complete footnotes, explanations, definitions, commodity descriptions, and methodology. ^a Data collected for a maximum of four producers per farm. (D) Withheld to avoid disclosing data for individual operations. (NA) Not available. (Z) Less than one unit shown. (-) Represents zero.