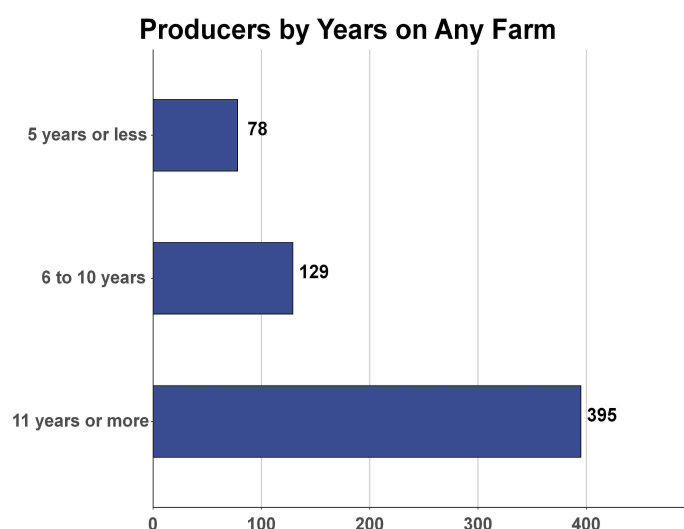
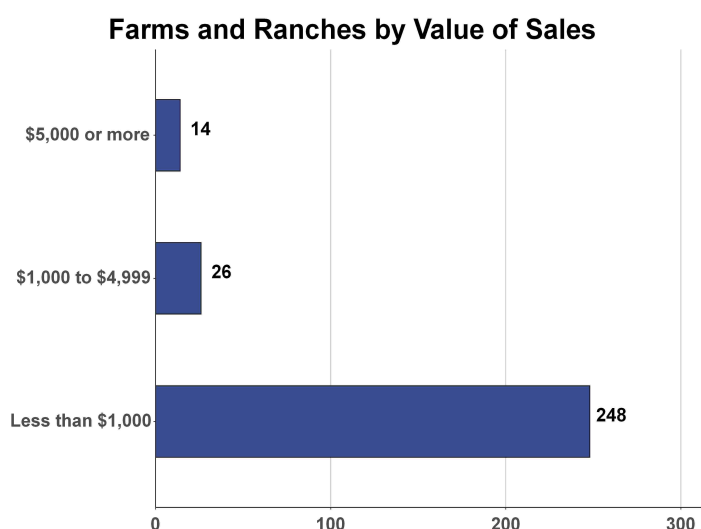
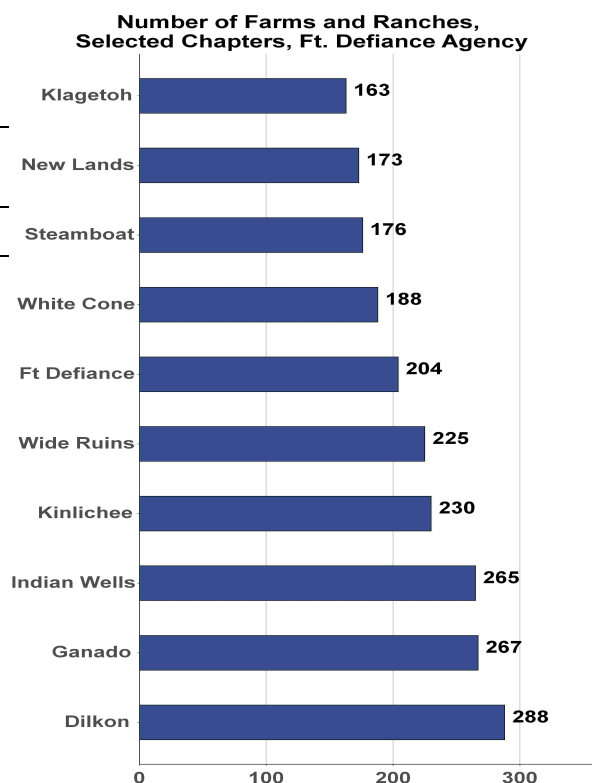


Dilkon Chapter

Total and Per Farm Overview

	2022	% of Ft. Defiance Agency
Number of Farms and Ranches	288	7.8
Total	(\$)	
Market value of products sold	299,000	4.7
Crop sales	67,000	4.9
Livestock sales	232,000	4.6
Farm production expenses	2,397,000	6.8
Per farm average	(\$)	
Market value of product sold	1,037	
Shares of Sales by Type	(%)	
Crop sales	22.4	
Livestock sales	77.6	



Dilkon Chapter

Livestock and Crop Totals

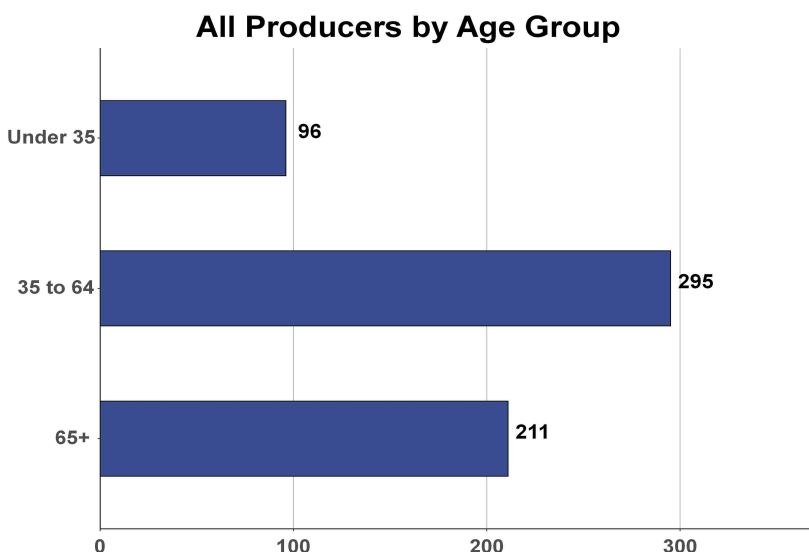
	Farms	Inventory	% of Ft. Defiance Agency
Livestock			
Cattle and calves	103	1,303	8.5
Beef cows	97	1,081	10.7
Sheep and lambs	212	3,559	7.1
Horses and ponies	204	772	9.6
Goats	90	913	11.0

	Farms	Acres	% of Ft. Defiance Agency
Crops			
Corn, traditional	2	(D)	(D)
Hay and haylage	-	-	-
Vegetables	5	4	1.5
Cantaloupes	-	-	-
Honeydew melons	-	-	-
Squash, all	5	2	1.6
Watermelons	-	-	-

Total Producers^a 602
Average age (years) 56.1

Sex
Female 225
Male 377

Other characteristics
With military service 22
New and beginning farmers 207
Young Producers 96



See [2022 Census of Agriculture](#), U.S. Summary and State Data, for complete footnotes, explanations, definitions, commodity descriptions, and methodology. ^a Data collected for a maximum of four producers per farm. (D) Withheld to avoid disclosing data for individual operations. (NA) Not available. (Z) Less than one unit shown. (-) Represents zero.