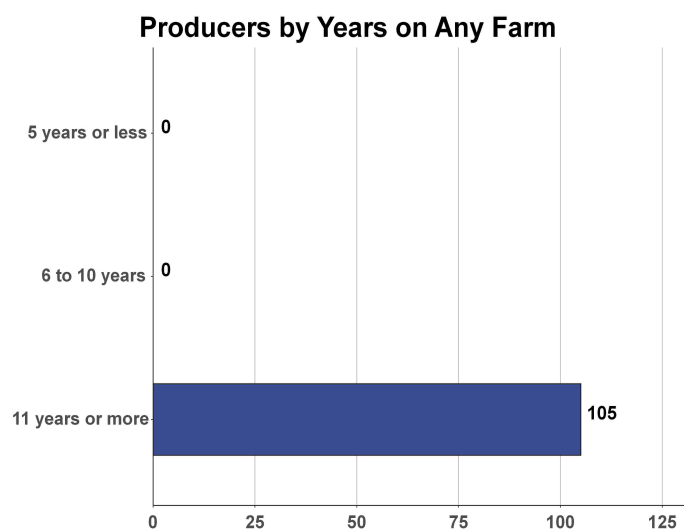
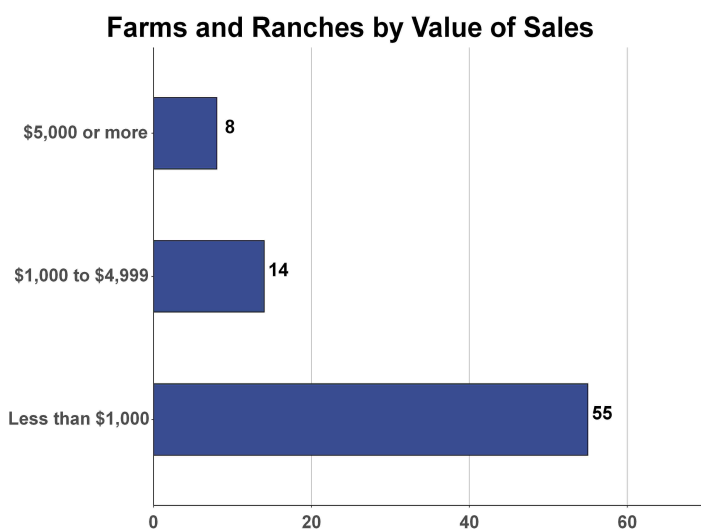
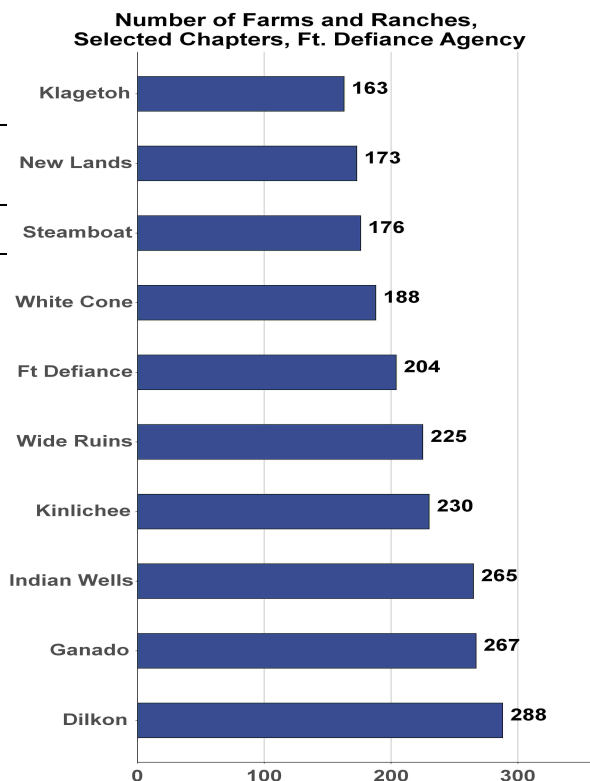


Crystal Chapter

Total and Per Farm Overview

	2022	% of Ft. Defiance Agency
Number of Farms and Ranches	77	2.1
Total	(\$)	
Market value of products sold	83,000	1.3
Crop sales	-	-
Livestock sales	83,000	1.6
Farm production expenses	366,000	1.0
Per farm average	(\$)	
Market value of product sold	1,076	
Shares of Sales by Type	(%)	
Crop sales	-	
Livestock sales	100.0	



Crystal Chapter

Livestock and Crop Totals

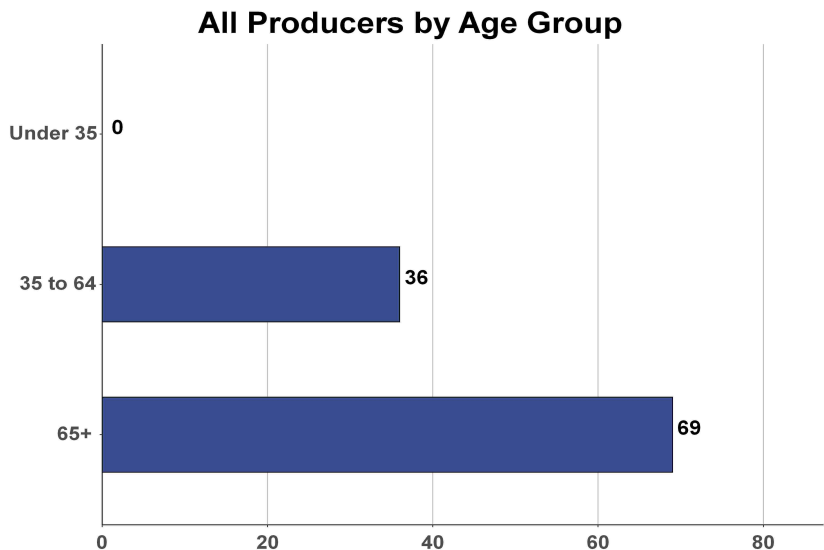
	Farms	Inventory	% of Ft. Defiance Agency
Livestock			
Cattle and calves	12	126	(Z)
Beef cows	10	64	(Z)
Sheep and lambs	50	656	1.3
Horses and ponies	30	189	2.4
Goats	2	(D)	(D)

	Farms	Acres	% of Ft. Defiance Agency
Crops			
Corn, traditional	-	-	-
Hay and haylage	2	(D)	(D)
Vegetables	-	-	-
Cantaloupes	-	-	-
Honeydew melons	-	-	-
Squash, all	-	-	-
Watermelons	-	-	-

Total Producers^a 105
Average age (years) 65.8

Sex
Female 64
Male 41

Other characteristics
With military service 2
New and beginning farmers -
Young Producers -



See [2022 Census of Agriculture](#), U.S. Summary and State Data, for complete footnotes, explanations, definitions, commodity descriptions, and methodology. ^a Data collected for a maximum of four producers per farm. (D) Withheld to avoid disclosing data for individual operations. (NA) Not available. (Z) Less than one unit shown. (-) Represents zero.