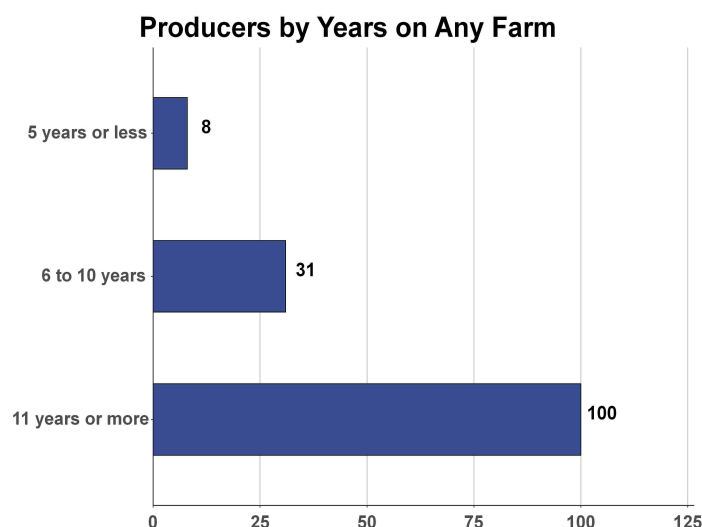
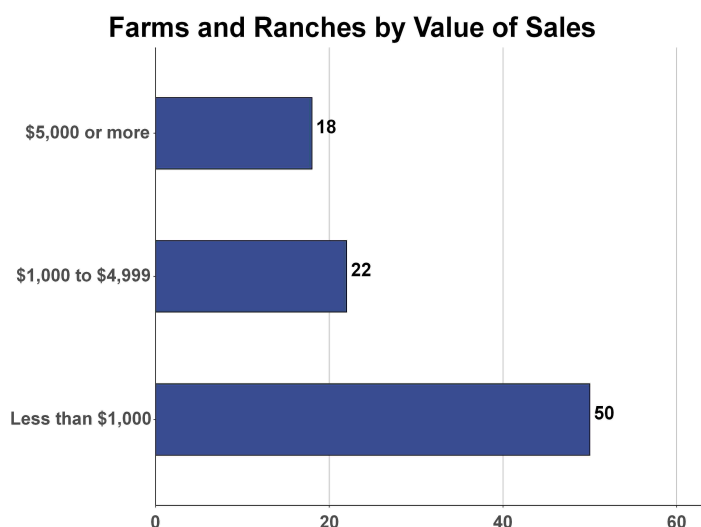
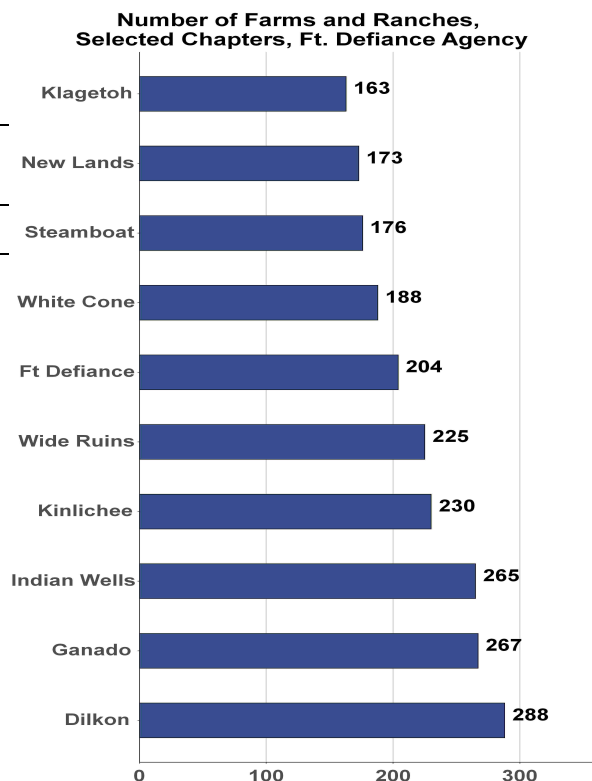


Coyote Canyon Chapter

Total and Per Farm Overview

	2022	% of Ft. Defiance Agency
Number of Farms and Ranches	90	2.4
Total	(\$)	
Market value of products sold	200,000	3.1
Crop sales	7,000	(Z)
Livestock sales	193,000	3.8
Farm production expenses	675,000	1.9
Per farm average	(\$)	
Market value of product sold	2,224	
Shares of Sales by Type	(%)	
Crop sales	3.6	
Livestock sales	96.4	



Coyote Canyon Chapter

Livestock and Crop Totals

	Farms	Inventory	% of Ft. Defiance Agency
Livestock			
Cattle and calves	53	666	4.3
Beef cows	45	460	4.6
Sheep and lambs	69	1,532	3.1
Horses and ponies	41	112	1.4
Goats	52	421	5.1

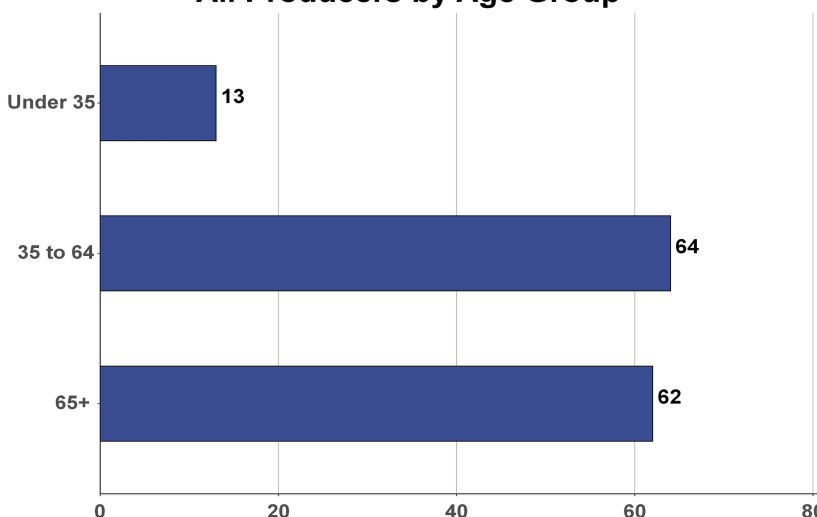
	Farms	Acres	% of Ft. Defiance Agency
Crops			
Corn, traditional	7	(D)	(D)
Hay and haylage	-	-	-
Vegetables	6	2	(Z)
Cantaloupes	6	(Z)	2.1
Honeydew melons	-	-	-
Squash, all	-	-	-
Watermelons	-	-	-

Total Producers^a 139
Average age (years) 60.1

Sex
Female 88
Male 51

Other characteristics
With military service 25
New and beginning farmers 39
Young Producers 13

All Producers by Age Group



See [2022 Census of Agriculture](#), U.S. Summary and State Data, for complete footnotes, explanations, definitions, commodity descriptions, and methodology. ^a Data collected for a maximum of four producers per farm. (D) Withheld to avoid disclosing data for individual operations. (NA) Not available. (Z) Less than one unit shown. (-) Represents zero.