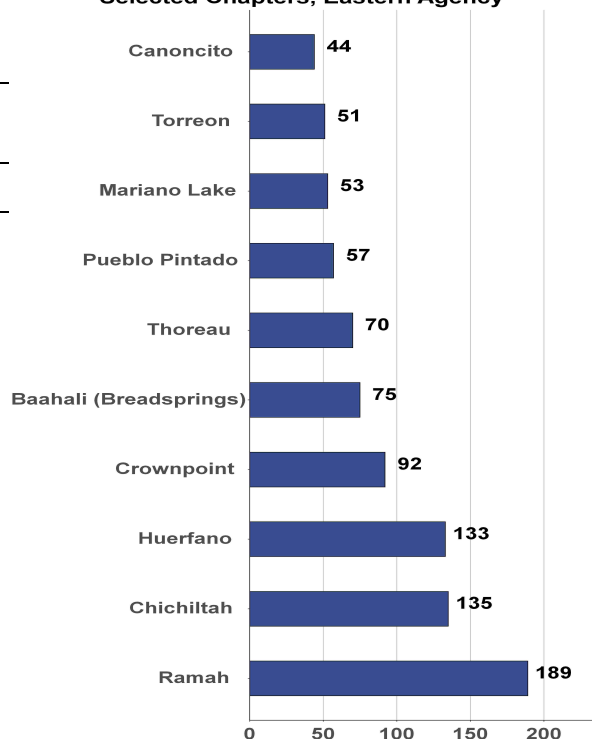


Manuelito Chapter

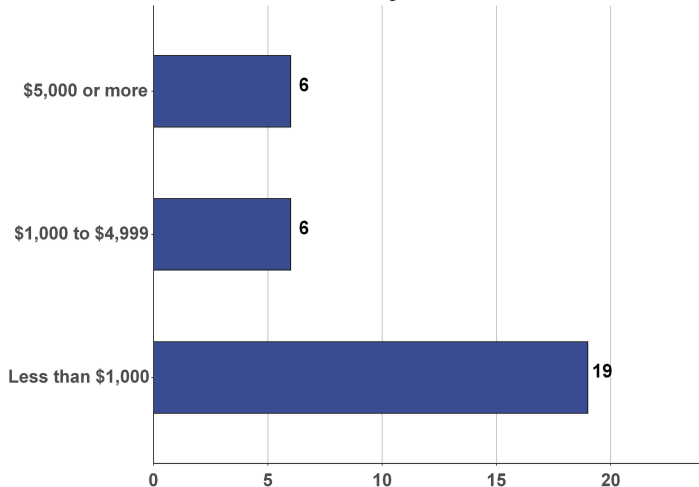
Total and Per Farm Overview

	2022	% of Eastern Agency
Number of Farms and Ranches	31	2.2
Total	(\$)	
Market value of products sold	55,000	(D)
Crop sales	-	-
Livestock sales	55,000	1.9
Farm production expenses	210,000	(D)
Per farm average	(\$)	
Market value of product sold	1,765	
Shares of Sales by Type	(%)	
Crop sales	-	
Livestock sales	100.0	

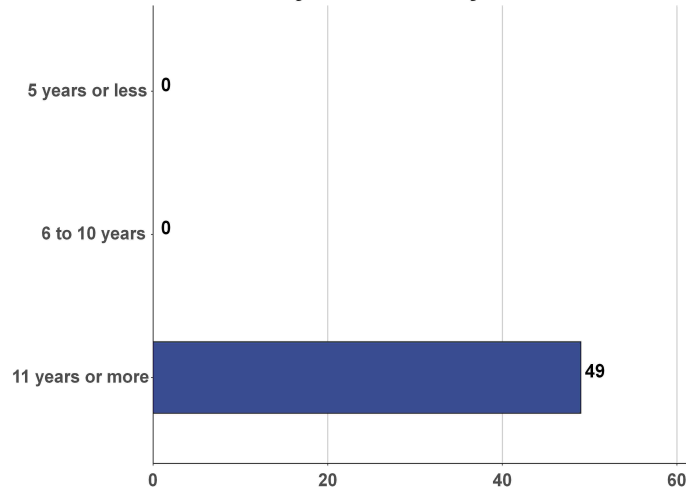
Number of Farms and Ranches, Selected Chapters, Eastern Agency



Farms and Ranches by Value of Sales



Producers by Years on Any Farm



Manuelito Chapter

Livestock and Crop Totals

Livestock	Farms	Inventory	% of Eastern Agency
Cattle and calves	12	288	2.2
Beef cows	12	198	2.0
Sheep and lambs	27	540	3.5
Horses and ponies	6	(D)	(D)
Goats	8	156	4.0

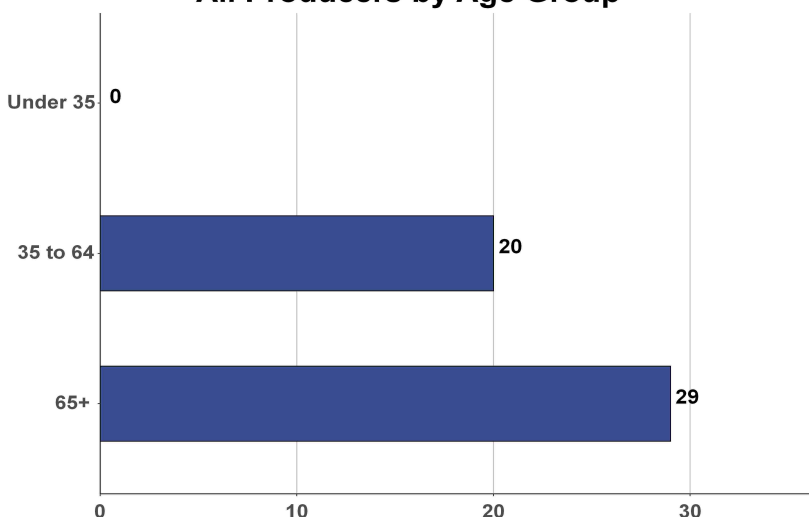
Crops	Farms	Acres	% of Eastern Agency
Corn, traditional	-	-	-
Hay and haylage	-	-	-
Vegetables	-	-	-
Cantaloupes	-	-	-
Honeydew melons	-	-	-
Squash, all	-	-	-
Watermelons	-	-	-

Total Producers^a 49
Average age (years) 65.1

Sex
Female 31
Male 18

Other characteristics
With military service -
New and beginning farmers -
Young Producers -

All Producers by Age Group



See [2022 Census of Agriculture](#), U.S. Summary and State Data, for complete footnotes, explanations, definitions, commodity descriptions, and methodology. ^a Data collected for a maximum of four producers per farm. (D) Withheld to avoid disclosing data for individual operations. (NA) Not available. (Z) Less than one unit shown. (-) Represents zero.