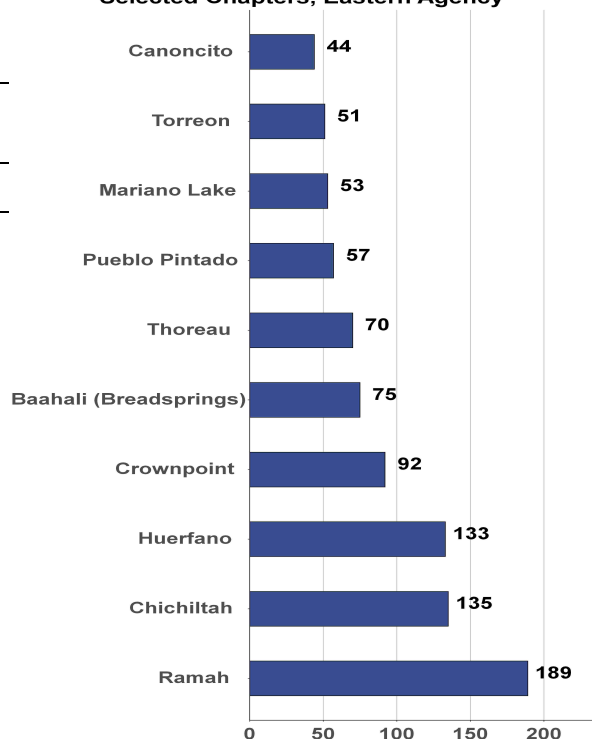


Alamo Chapter

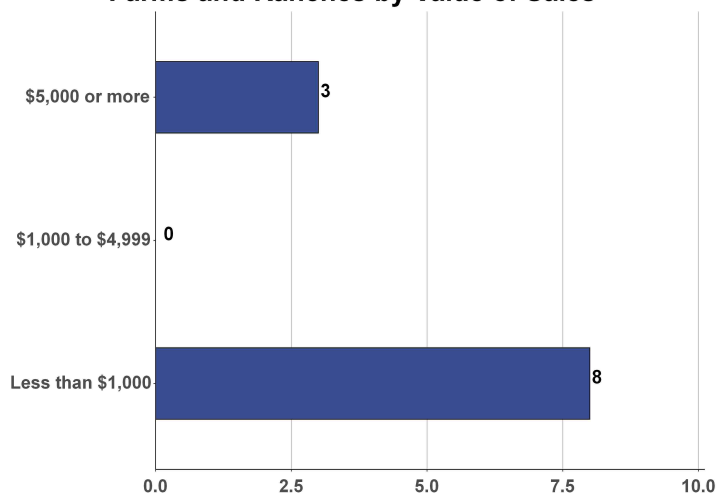
Total and Per Farm Overview

	2022	% of Eastern Agency
Number of Farms and Ranches	11	(Z)
Total	(\$)	
Market value of products sold	159,000	(D)
Crop sales	-	-
Livestock sales	159,000	5.6
Farm production expenses	147,000	(D)
Per farm average	(\$)	
Market value of product sold	14,442	
Shares of Sales by Type	(%)	
Crop sales	-	
Livestock sales	100.0	

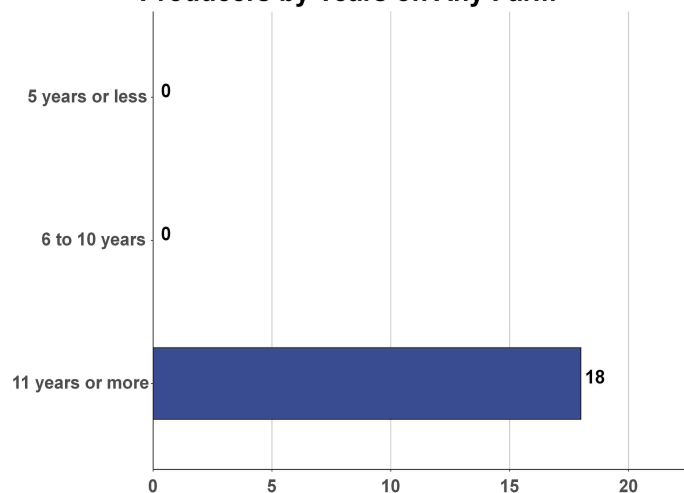
Number of Farms and Ranches, Selected Chapters, Eastern Agency



Farms and Ranches by Value of Sales



Producers by Years on Any Farm



Alamo Chapter

Livestock and Crop Totals

	Farms	Inventory	% of Eastern Agency
Livestock			
Cattle and calves	3	289	2.2
Beef cows	3	169	1.7
Sheep and lambs	7	116	(Z)
Horses and ponies	7	29	1.1
Goats	4	32	(Z)

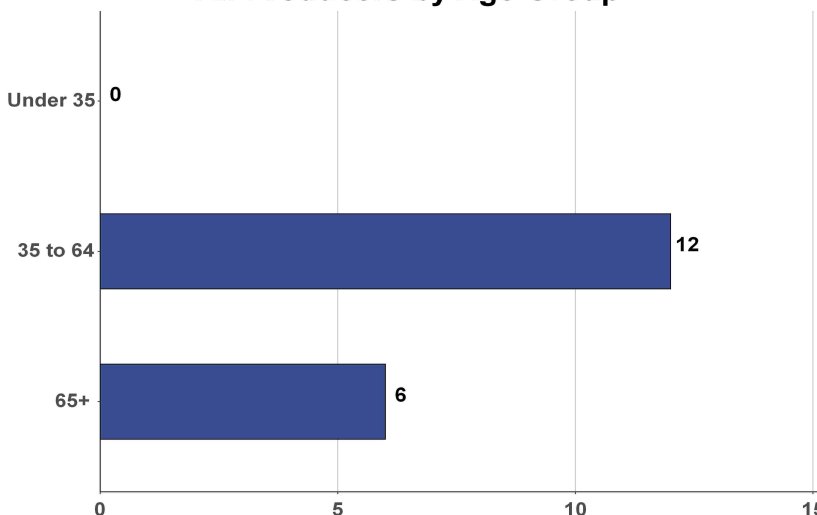
	Farms	Acres	% of Eastern Agency
Crops			
Corn, traditional	-	-	-
Hay and haylage	-	-	-
Vegetables	-	-	-
Cantaloupes	-	-	-
Honeydew melons	-	-	-
Squash, all	-	-	-
Watermelons	-	-	-

Total Producers^a 18
Average age (years) 59.3

Sex
Female 6
Male 12

Other characteristics
With military service -
New and beginning farmers -
Young Producers -

All Producers by Age Group



See [2022 Census of Agriculture](#), U.S. Summary and State Data, for complete footnotes, explanations, definitions, commodity descriptions, and methodology. ^a Data collected for a maximum of four producers per farm. (D) Withheld to avoid disclosing data for individual operations. (NA) Not available. (Z) Less than one unit shown. (-) Represents zero.