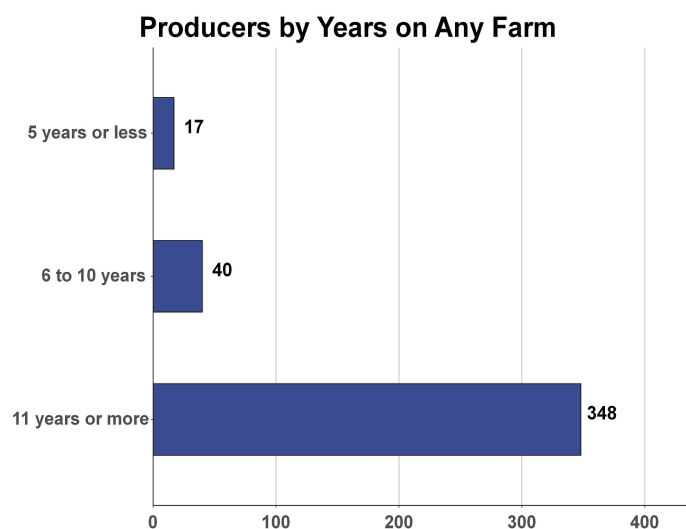
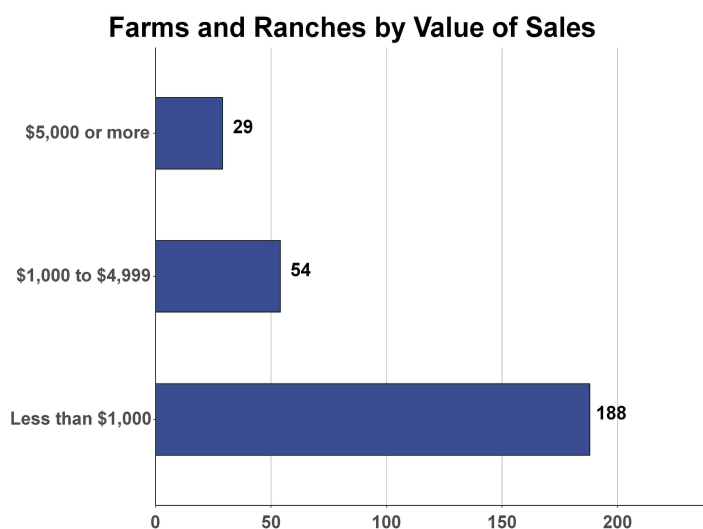
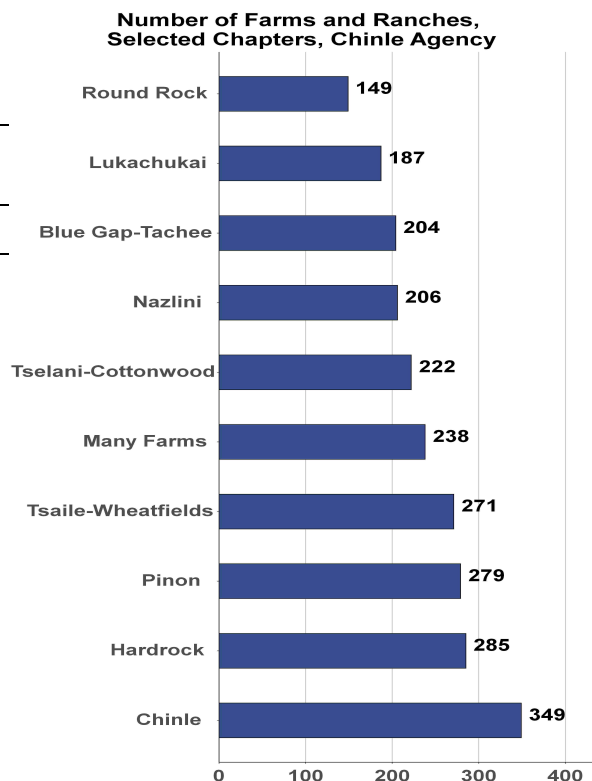


Tsaile-Wheatfields Chapter

Total and Per Farm Overview

	2022	% of Chinle Agency
Number of Farms and Ranches	271	9.9
Total	(\$)	
Market value of products sold	653,000	12.2
Crop sales	219,000	6.7
Livestock sales	434,000	21.2
Farm production expenses	2,705,000	10.7
Per farm average	(\$)	
Market value of product sold	2,410	
Shares of Sales by Type	(%)	
Crop sales	33.6	
Livestock sales	66.4	



Tsaile-Wheatfields Chapter

Livestock and Crop Totals

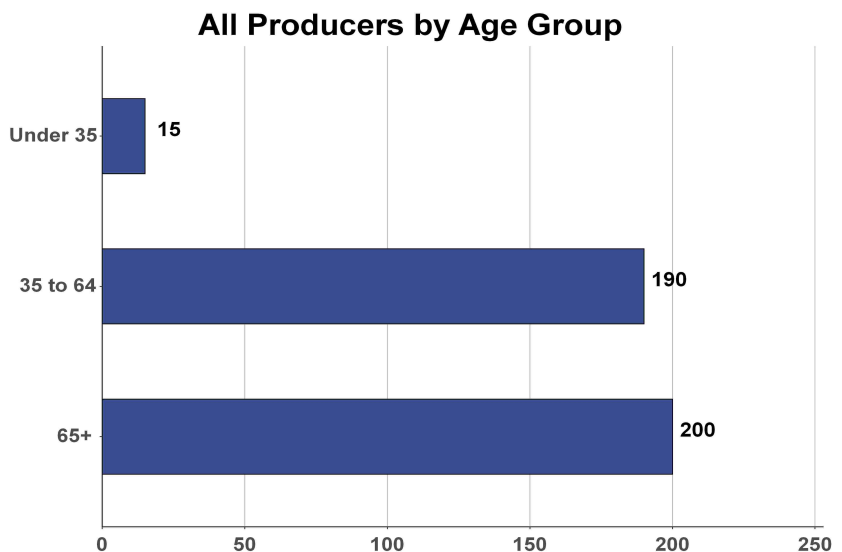
Livestock			% of
	Farms	Inventory	Chinle Agency
Cattle and calves	101	1,154	12.9
Beef cows	86	564	12.0
Sheep and lambs	149	2,095	5.5
Horses and ponies	170	510	8.3
Goats	95	1,306	11.3

Crops			% of
	Farms	Acres	Chinle Agency
Corn, traditional	43	31	3.1
Hay and haylage	32	532	94.0
Vegetables	37	27	5.5
Cantaloupes	20	(D)	(D)
Honeydew melons	14	(D)	(D)
Squash, all	37	15	8.9
Watermelons	16	3	2.5

Total Producers^a 405
Average age (years) 63.8

Sex
Female 211
Male 194

Other characteristics
With military service 3
New and beginning farmers 57
Young Producers 15



See [2022 Census of Agriculture](#), U.S. Summary and State Data, for complete footnotes, explanations, definitions, commodity descriptions, and methodology. ^a Data collected for a maximum of four producers per farm. (D) Withheld to avoid disclosing data for individual operations. (NA) Not available. (Z) Less than one unit shown. (-) Represents zero.