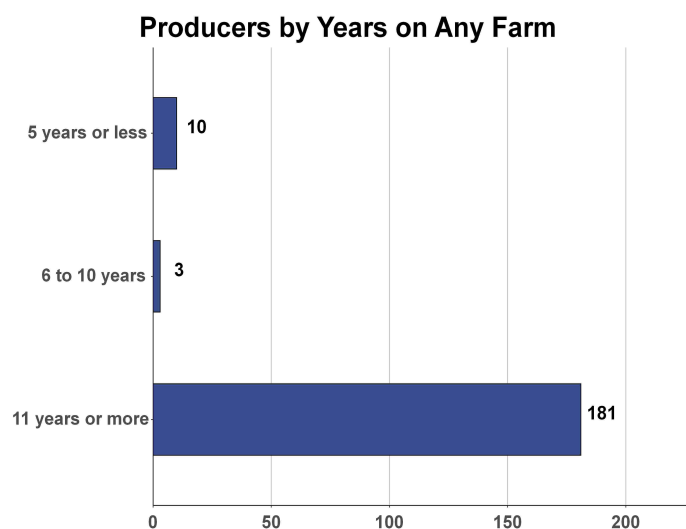
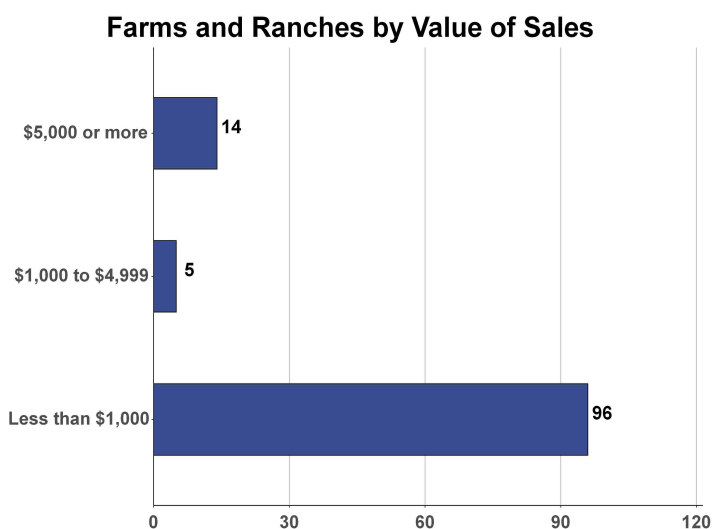
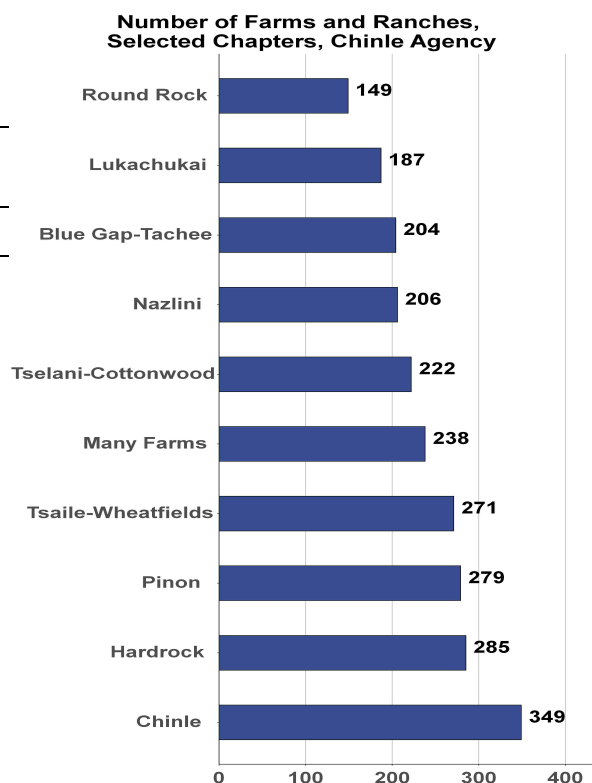


Rough Rock Chapter

Total and Per Farm Overview

	2022	% of Chinle Agency
Number of Farms and Ranches	115	4.2
Total	(\$)	
Market value of products sold	118,000	2.2
Crop sales	2,000	(Z)
Livestock sales	116,000	5.7
Farm production expenses	1,228,000	4.9
Per farm average	(\$)	
Market value of product sold	1,026	
Shares of Sales by Type	(%)	
Crop sales	1.4	
Livestock sales	98.6	



Rough Rock Chapter

Livestock and Crop Totals

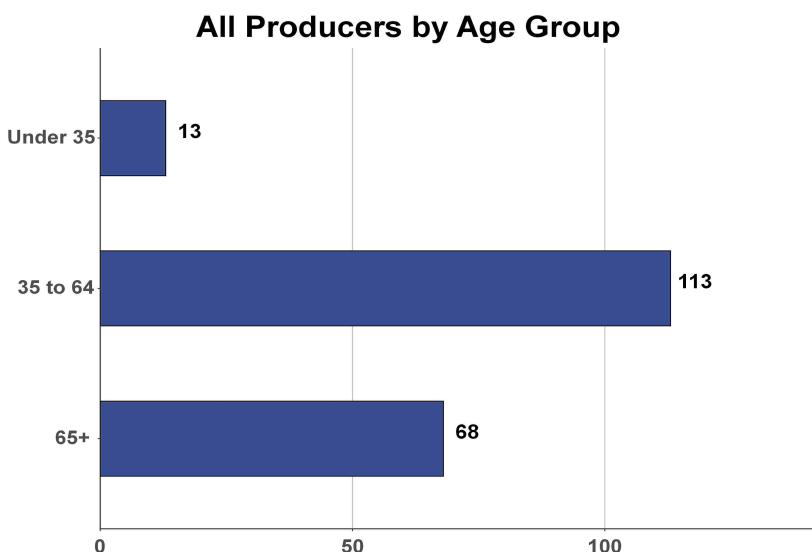
Livestock			% of
	Farms	Inventory	Chinle Agency
Cattle and calves	38	588	6.6
Beef cows	38	307	6.5
Sheep and lambs	75	1,295	3.4
Horses and ponies	75	405	6.6
Goats	34	454	3.9

Crops			% of
	Farms	Acres	Chinle Agency
Corn, traditional	10	10	1.0
Hay and haylage	-	-	-
Vegetables	3	6	1.2
Cantaloupes	-	-	-
Honeydew melons	-	-	-
Squash, all	-	-	-
Watermelons	-	-	-

Total Producers^a 194
Average age (years) 57.9

Sex
Female 101
Male 93

Other characteristics
With military service 2
New and beginning farmers 13
Young Producers 13



See [2022 Census of Agriculture](#), U.S. Summary and State Data, for complete footnotes, explanations, definitions, commodity descriptions, and methodology. ^a Data collected for a maximum of four producers per farm. (D) Withheld to avoid disclosing data for individual operations. (NA) Not available. (Z) Less than one unit shown. (-) Represents zero.