

Forest Lake Chapter

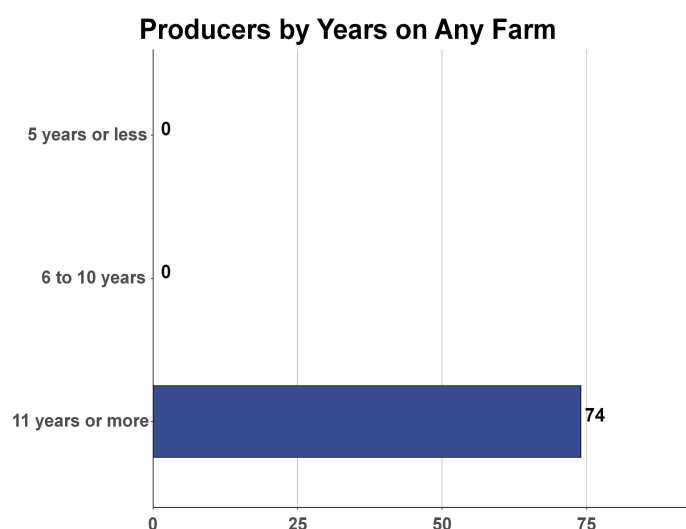
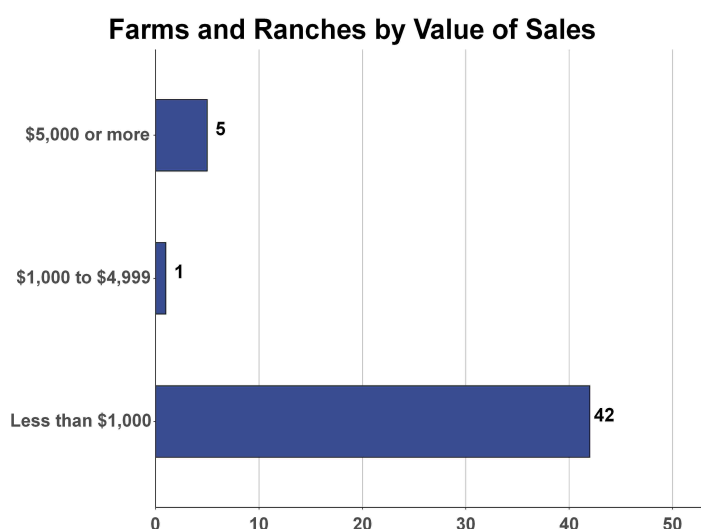
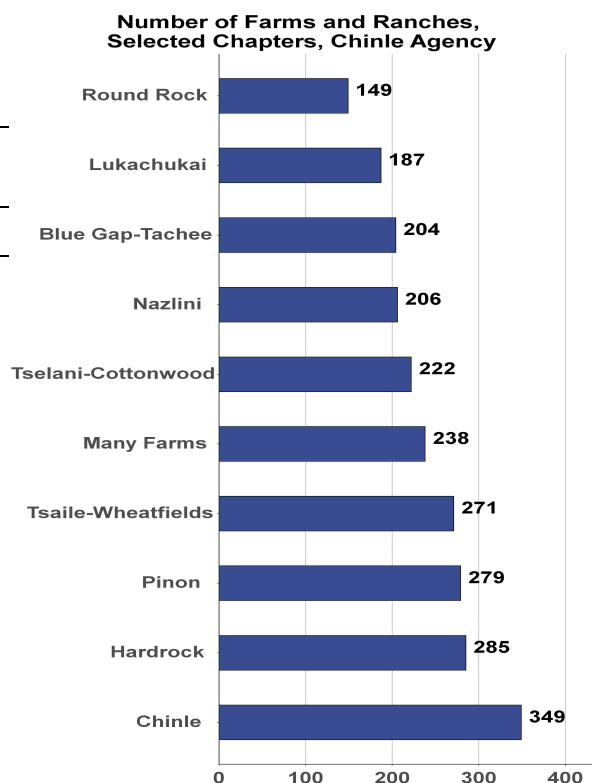
Total and Per Farm Overview

| | 2022 | % of Chinle Agency |
|-----------------------------|------|--------------------|
| Number of Farms and Ranches | 48 | 1.8 |

| Total | (\$) | |
|-------------------------------|---------|-----|
| Market value of products sold | 43,000 | (Z) |
| Crop sales | 34,000 | 1.0 |
| Livestock sales | 9,000 | (Z) |
| Farm production expenses | 307,000 | 1.2 |

| Per farm average | (\$) |
|------------------------------|------|
| Market value of product sold | 903 |

| Shares of Sales by Type | (%) |
|-------------------------|------|
| Crop sales | 79.1 |
| Livestock sales | 20.9 |



Forest Lake Chapter

Livestock and Crop Totals

| Livestock | | | % of |
|-------------------|-------|-----------|---------------|
| | Farms | Inventory | Chinle Agency |
| Cattle and calves | 19 | 154 | 1.7 |
| Beef cows | 16 | 119 | 2.5 |
| Sheep and lambs | 46 | 856 | 2.3 |
| Horses and ponies | 14 | 36 | (Z) |
| Goats | 18 | 222 | 1.9 |

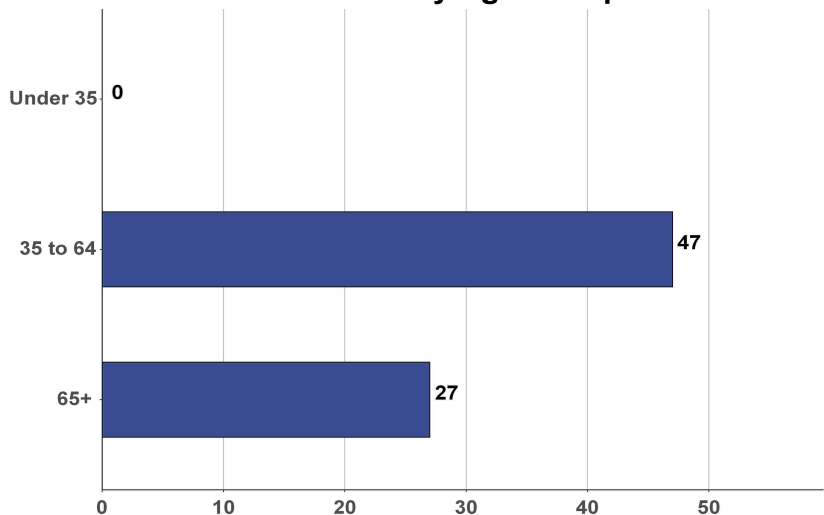
| Crops | | | % of |
|-------------------|-------|-------|---------------|
| | Farms | Acres | Chinle Agency |
| Corn, traditional | 8 | 9 | (Z) |
| Hay and haylage | - | - | - |
| Vegetables | 5 | 4 | (Z) |
| Cantaloupes | 3 | (Z) | (Z) |
| Honeydew melons | 3 | (Z) | 1.0 |
| Squash, all | 5 | 3 | 1.8 |
| Watermelons | 3 | (Z) | (Z) |

Total Producers^a 74
Average age (years) 65.1

Sex
Female 40
Male 34

Other characteristics
With military service 3
New and beginning farmers -
Young Producers -

All Producers by Age Group



See [2022 Census of Agriculture](#), U.S. Summary and State Data, for complete footnotes, explanations, definitions, commodity descriptions, and methodology. ^a Data collected for a maximum of four producers per farm. (D) Withheld to avoid disclosing data for individual operations. (NA) Not available. (Z) Less than one unit shown. (-) Represents zero.