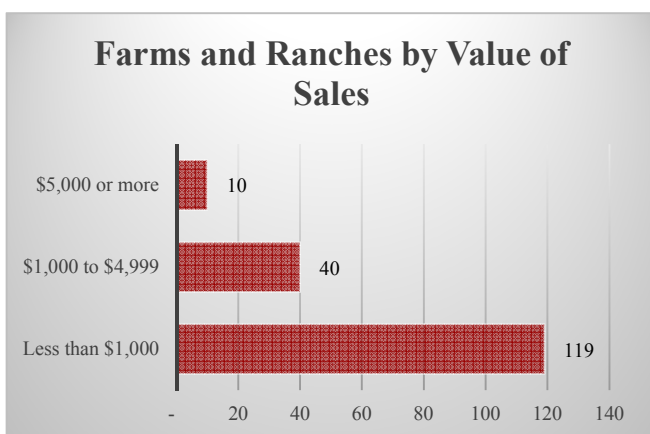
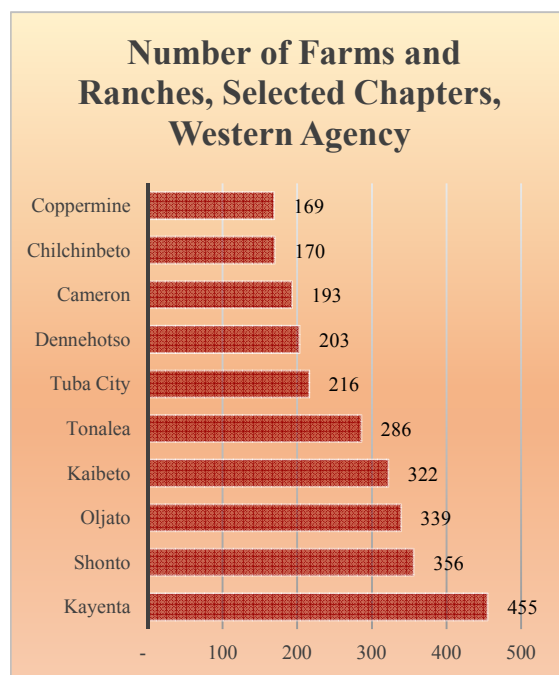


## Coppermine Chapter

### Total and Per Farm Overview

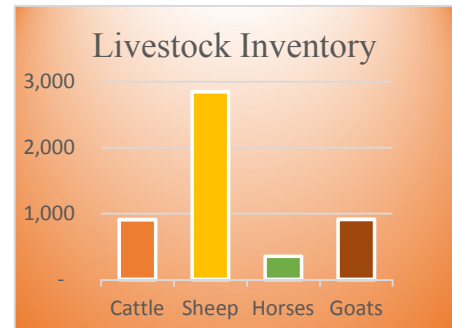
|                                   | 2017      | % of Western Agency |
|-----------------------------------|-----------|---------------------|
| Number of Farms and Ranches       | 169       | 4.6                 |
| <b>Total (\$)</b>                 |           |                     |
| Market value of products sold     | 213,100   | 3.7                 |
| Crop sales                        | (D)       | (D)                 |
| Livestock sales                   | (D)       | (D)                 |
| Farm production expenses          | 1,639,700 | 6.1                 |
| <b>Per farm average (\$)</b>      |           |                     |
| Market value of products sold     | 1,261     |                     |
| <b>Share of Sales by Type (%)</b> |           |                     |
| Crop sales                        | (D)       |                     |
| Livestock sales                   | (D)       |                     |



## Coppermine Chapter

### Livestock and Crop Totals

| Livestock         | Farms | Inventory | % of           |
|-------------------|-------|-----------|----------------|
|                   |       |           | Western Agency |
| Cattle and calves | 88    | 907       | 4.9            |
| Beef cows         | 71    | 529       | 5.4            |
| Sheep and lambs   | 121   | 2,852     | 6.4            |
| Horses and ponies | 107   | 351       | 4.2            |
| Goats             | 84    | 911       | 4.5            |

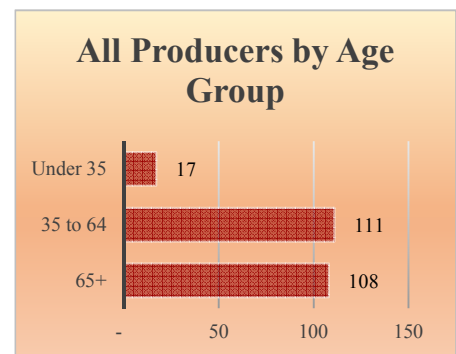


| Crops                    | Farms | Acres | % of           |
|--------------------------|-------|-------|----------------|
|                          |       |       | Western Agency |
| Corn, traditional, acres | 17    | (D)   | (D)            |
| Hay and haylage, acres   | 1     | (D)   | (D)            |
| Vegetables, acres        | 7     | (D)   | (D)            |
| Cantaloupes, acres       | 1     | (D)   | (D)            |
| Honeydew melons, acres   | 2     | (D)   | (D)            |
| Squash, all, acres       | 7     | (D)   | (D)            |
| Watermelons, acres       | 5     | (D)   | (D)            |

**Total Producers<sup>a</sup>** 236  
*Average age (years)* 61.0

**Sex**  
Female 150  
Male 86

**Other characteristics**  
With military service 20  
New and beginning farmers 56  
Young Producers 17



See 2017 Census of Agriculture, U.S. Summary and State Data, for complete footnotes, explanations, definitions, commodity descriptions, and methodology. <sup>a</sup> Data collected for a maximum of four producers per farm. (D) Withheld to avoid disclosing data for individual operations. (NA) Not available. (-) Represents zero.