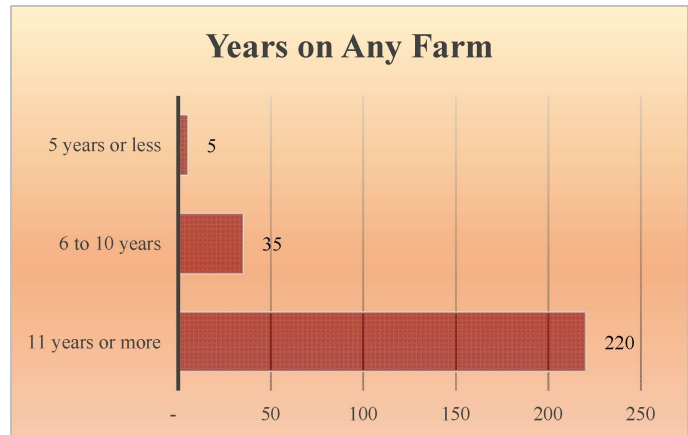
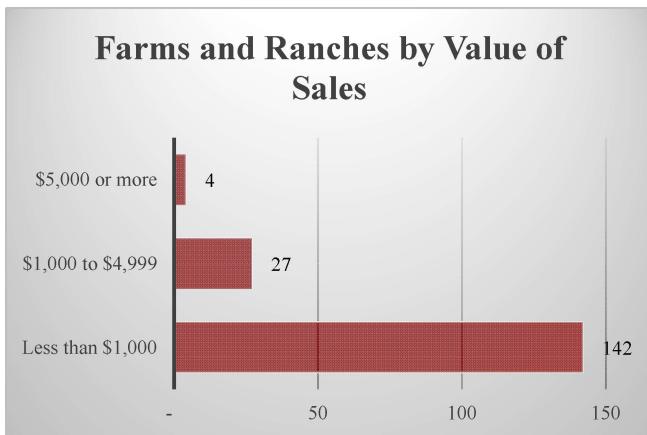
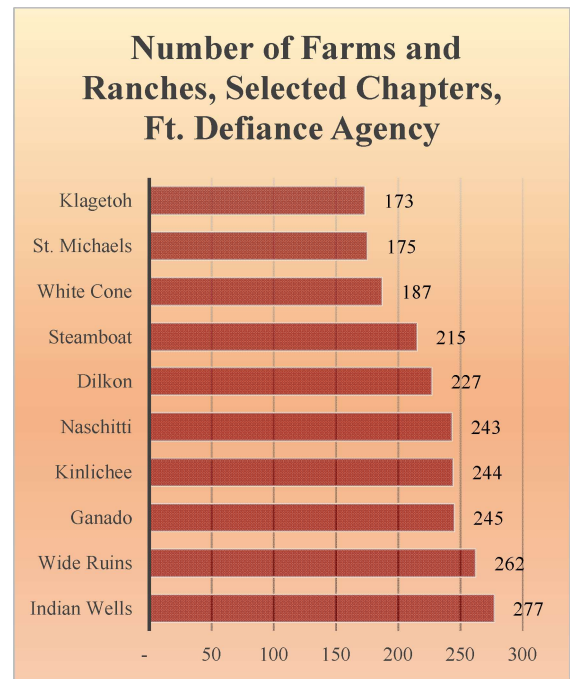




Klagetoh Chapter

Total and Per Farm Overview

	2017	% of Ft. Defiance Agency
Number of Farms and Ranches	173	4.3
Total		
	(\$)	
Market value of products sold	108,100	2.0
Crop sales	(D)	(D)
Livestock sales	(D)	(D)
Farm production expenses	1,405,500	5.0
Per farm average		
	(\$)	
Market value of products sold	625	
Share of Sales by Type		
	(%)	
Crop sales	(D)	
Livestock sales	(D)	



Klagetoh Chapter

Livestock and Crop Totals

Livestock	Farms	Inventory	% of Ft.
			Defiance Agency
Cattle and calves	34	245	1.5
Beef cows	31	113	1.0
Sheep and lambs	136	2,787	5.6
Horses and ponies	109	460	4.3
Goats	74	608	5.3

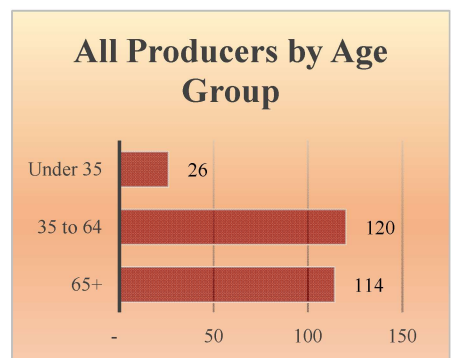


Crops	Farms	Acres	% of Ft.
			Defiance Agency
Corn, traditional, acres	7	(D)	(D)
Hay and haylage, acres	-	-	-
Vegetables, acres	-	-	-
Cantaloupes, acres	-	-	-
Honeydew melons, acres	-	-	-
Squash, all, acres	-	-	-
Watermelons, acres	-	-	-

Total Producers^a 260
Average age (years) 60.1

Sex
Female 158
Male 102

Other characteristics
With military service 22
New and beginning farmers 40
Young Producers 26



See 2017 Census of Agriculture, U.S. Summary and State Data, for complete footnotes, explanations, definitions, commodity descriptions, and methodology. ^a Data collected for a maximum of four producers per farm. (D) Withheld to avoid disclosing data for individual operations. (NA) Not available. (-) Represents zero.