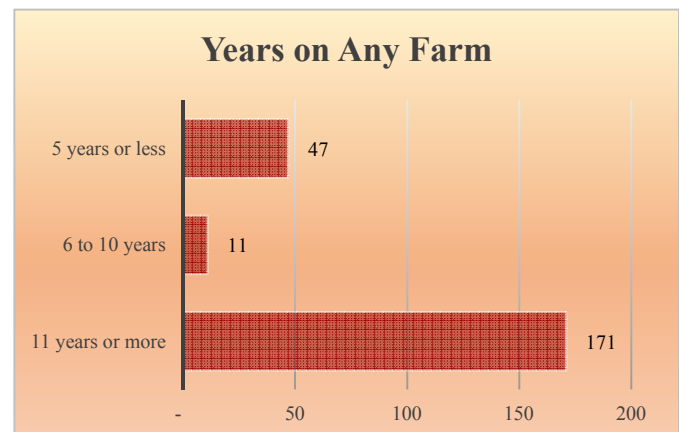
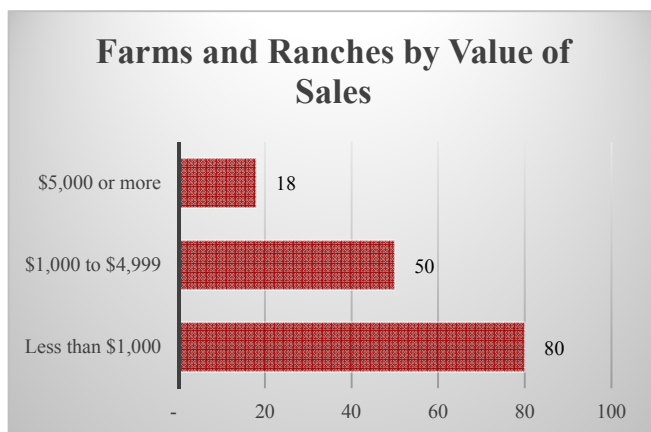
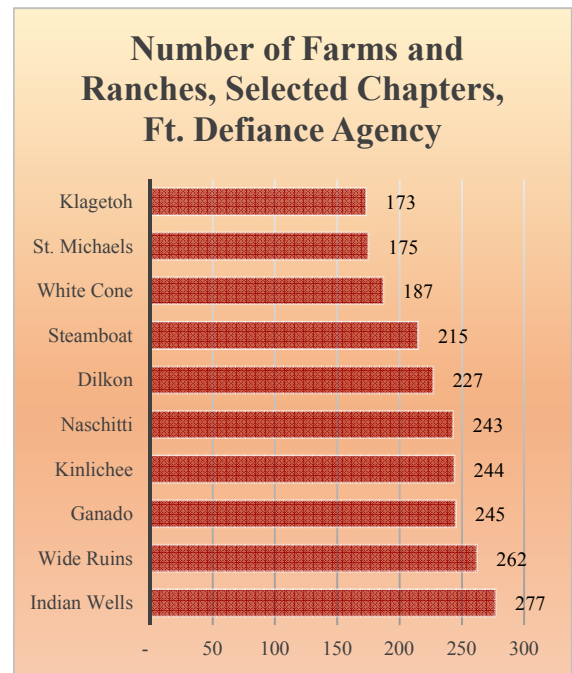


# Coyote Canyon Chapter

## Total and Per Farm Overview

	2017	% of Ft. Defiance Agency
Number of Farms and Ranches	148	3.7
<b>Total (\$)</b>		
Market value of products sold	334,900	6.1
Crop sales	36,500	3.6
Livestock sales	298,400	6.7
Farm production expenses	858,500	3.1
<b>Per farm average (\$)</b>		
Market value of products sold	2,263	
<b>Share of Sales by Type (%)</b>		
Crop sales	10.9	
Livestock sales	89.1	



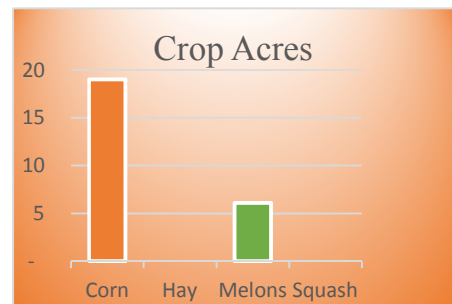
# Coyote Canyon Chapter

## Livestock and Crop Totals

	Farms	Inventory	% of Ft. Defiance Agency
<b>Livestock</b>			
Cattle and calves	87	1,267	7.5
Beef cows	42	430	3.8
Sheep and lambs	80	1,685	3.4
Horses and ponies	99	318	3.0
Goats	66	617	5.4



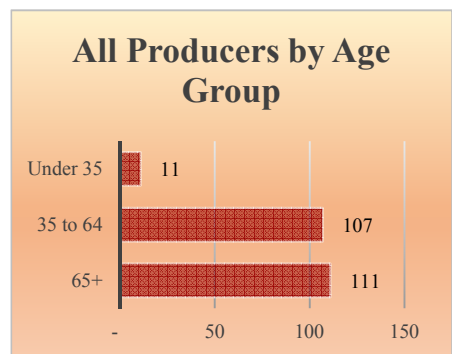
	Farms	Acres	% of Ft. Defiance Agency
<b>Crops</b>			
Corn, traditional, acres	5	19	2.2
Hay and haylage, acres	3	(D)	(D)
Vegetables, acres	11	24	9.7
Cantaloupes, acres	4	2	(D)
Honeydew melons, acres	-	-	-
Squash, all, acres	7	(D)	(D)
Watermelons, acres	9	5	(D)



<b>Total Producers<sup>a</sup></b>	<b>229</b>
Average age (years)	62.0

Sex	
Female	118
Male	111

Other characteristics	
With military service	30
New and beginning farmers	58
Young Producers	11



See 2017 Census of Agriculture, U.S. Summary and State Data, for complete footnotes, explanations, definitions, commodity descriptions, and methodology. <sup>a</sup> Data collected for a maximum of four producers per farm. (D) Withheld to avoid disclosing data for individual operations. (NA) Not available. (-) Represents zero.